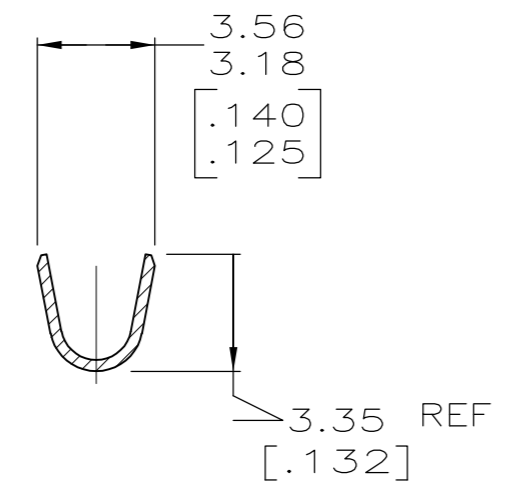
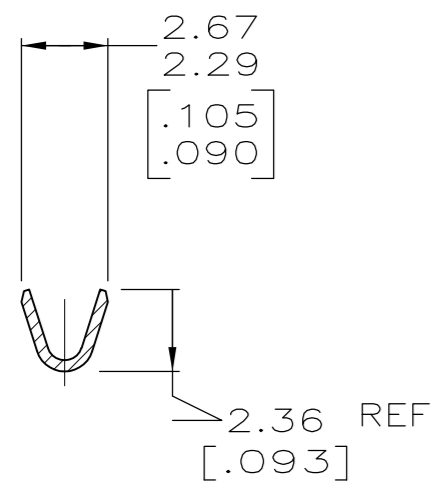
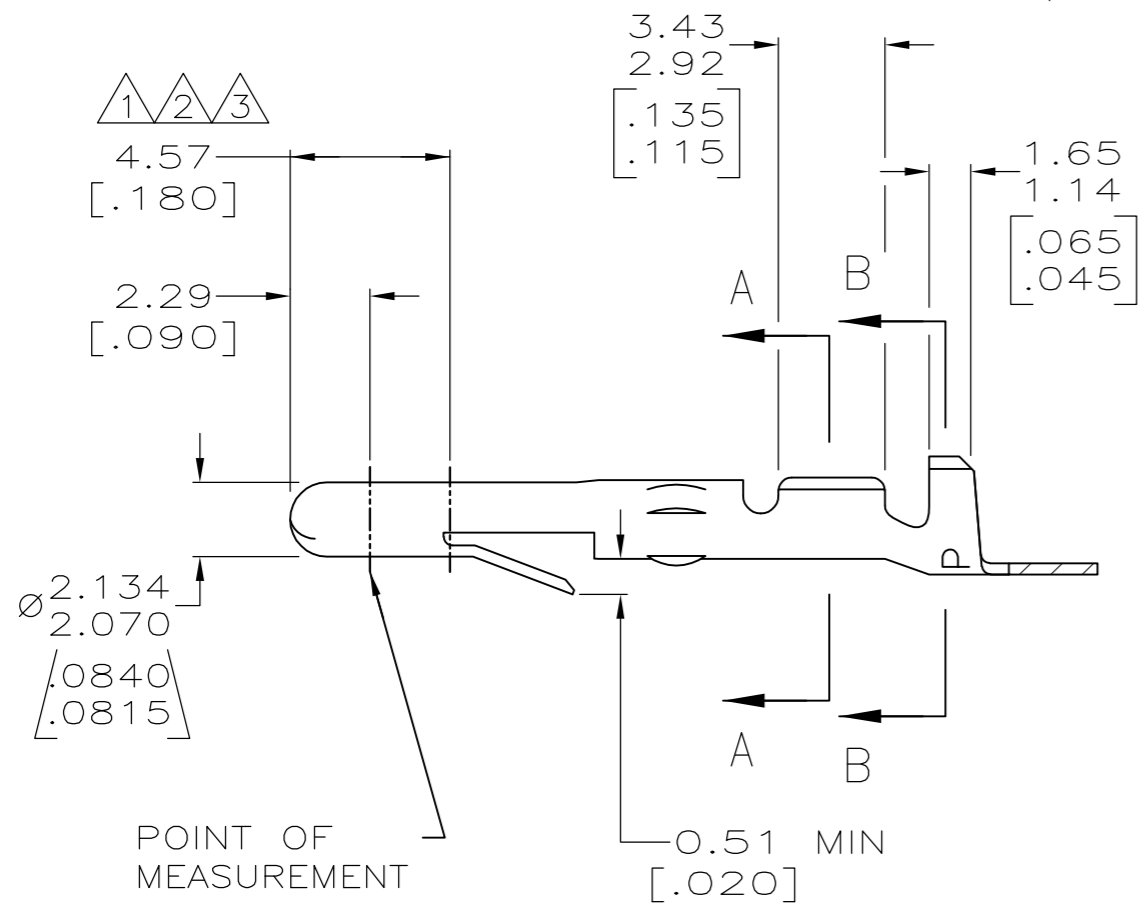
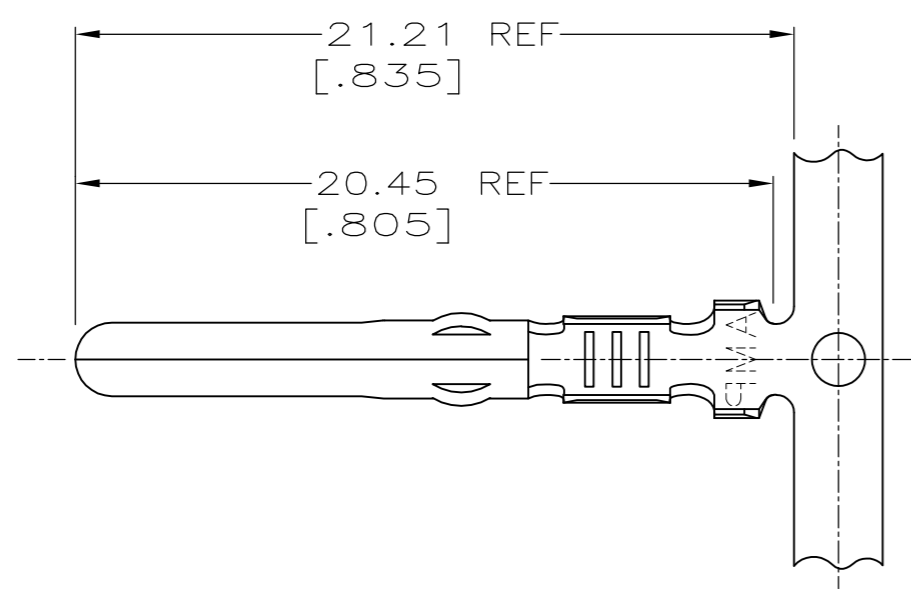


THIS DRAWING IS UNPUBLISHED. RELEASED FOR PUBLICATION
 © COPYRIGHT - By - ALL RIGHTS RESERVED.

LOC	DIST	REVISIONS			
P	LTR	DESCRIPTION	DATE	OWN	APVD
CM	53	AG3	REVISED PER ECR 12-013810	24SEPT12	JR TM



- ① PLATE OVERALL WITH 0.00127 [.000050] MIN NICKEL, THEN TIP PLATE WITH 0.00076 [.000030] MIN GOLD IN THE MATING AREA.
- ② PLATE OVERALL WITH 0.00127 [.000050] MIN NICKEL, THEN PLATE IN THE MATING AREA AND STRIPE THE INSIDE OF THE WIRE BARREL WITH 0.00076 [.000030] MIN GOLD.
- ③ PLATE OVERALL WITH 0.00127 [.000050] MIN NICKEL, THEN FLASH ENTIRE TERMINAL WITH GOLD, THEN TIP PLATE WITH 0.00076 [.000030] MIN GOLD IN THE MATING AREA.
- 4. WIRE RANGE: 0.2 - 0.9 mm² [24 - 18 AWG] .
- 5. INSULATION RANGE: 2.54 [.100] MAX DIA.
- 6. APPLICATOR TYPE: MINI.
- 7. DIMENSIONS IN BRACKETS ARE IN INCHES.

FINISH	MATERIAL	PART NO
①	0.30 [.012] BRASS	61116-7
①	0.30 [.012] PH BRZ	61116-6
②	0.30 [.012] BRASS	61116-5
PRE-TIN	0.30 [.012] PH BRZ	61116-4
-	0.30 [.012] PH BRZ	61116-3
-	0.30 [.012] BRASS	61116-2
PRE-TIN	0.30 [.012] BRASS	61116-1

METRIC

THIS DRAWING IS A CONTROLLED DOCUMENT.

DWN T. BECK 2-18-93	TE Connectivity					
CHK R. SWING 2-18-93						
APVD C. MARTIN 2-24-93						
PRODUCT SPEC						
APPLICATION SPEC	NAME PIN, MATE-N-LOK™					
MATERIAL SEE TABLE	FINISH SEE TABLE	WEIGHT -	SIZE A2	CAGE CODE 00779	DRAWING NO C-61116	RESTRICTED TO -
CUSTOMER DRAWING			SCALE 5:1	SHEET 1 of 1	REV AG3	