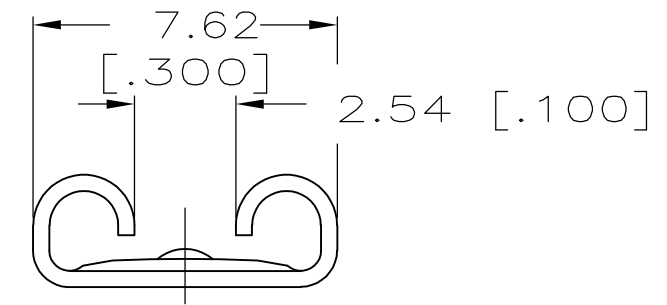
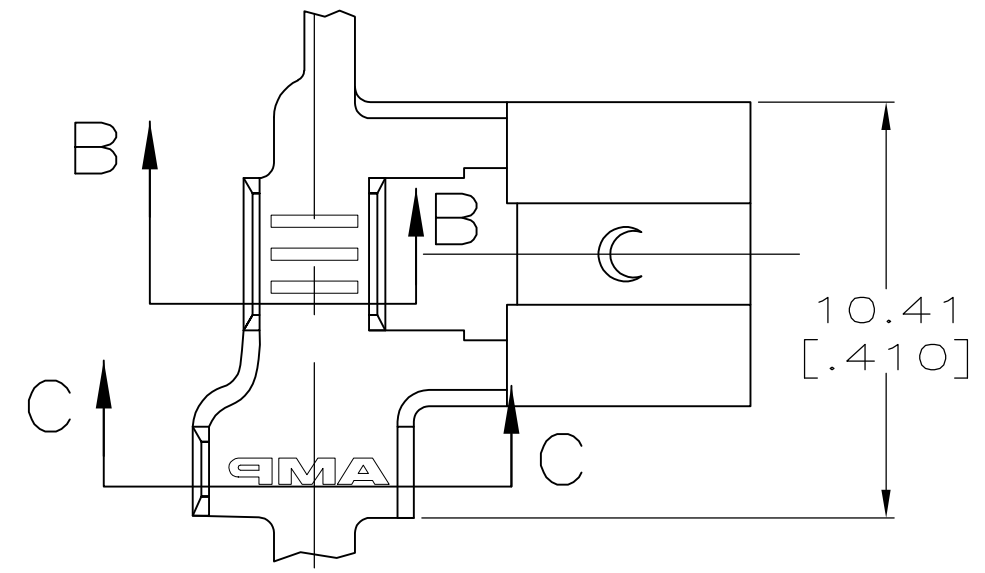


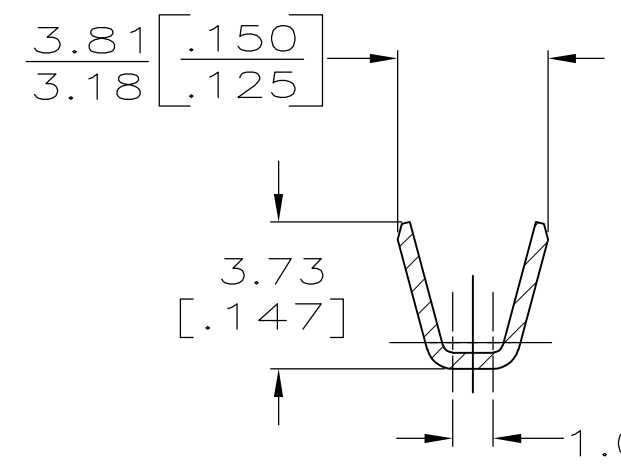
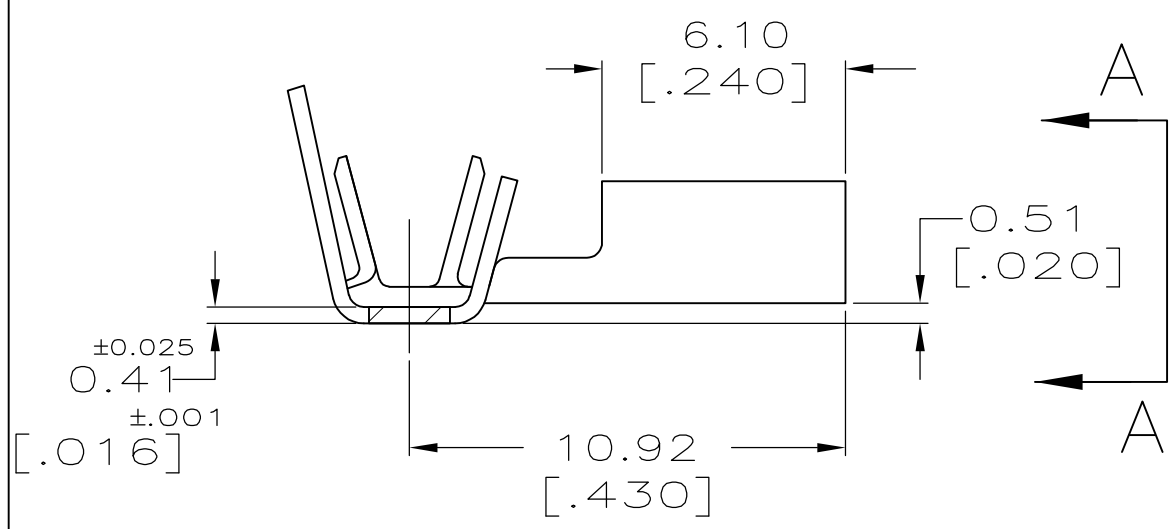
THIS DRAWING IS UNPUBLISHED. RELEASED FOR PUBLICATION
 © COPYRIGHT - By - ALL RIGHTS RESERVED.

LOC	DIST	REVISIONS			
P	LTR	DESCRIPTION	DATE	DWN	APVD
AF	50	N	REVISED PER ECR-12-013459	26DEC2012	KH PD

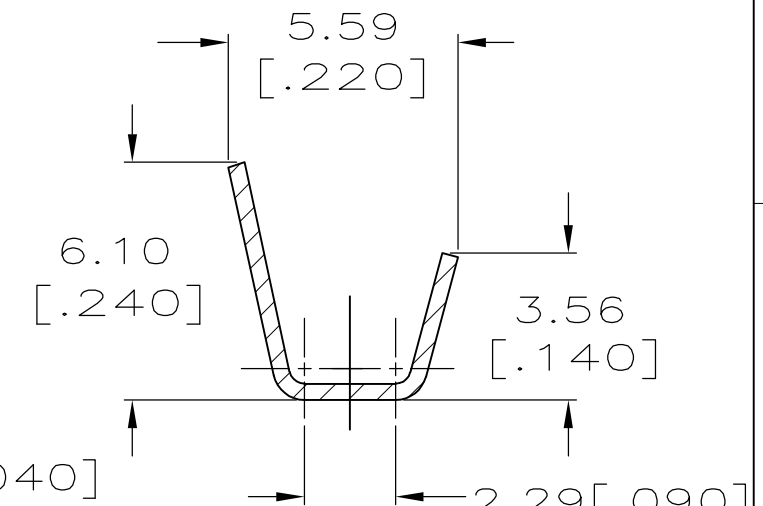


VIEW A-A

- 1 CONTINUOUS STRIP ON REELS.
- 2 WIRE SIZE IS 0.6-2.0mm [18-14] AWG.
- 3 INSULATION RANGE IS 2.79-4.06 [.110-.160] DIA.
- 4 MATING TAB THK IS 0.81±0.025 [.032±.001].
- △ 5 SPECIAL PACKAGING QUANTITY



SECTION B-B



SECTION C-C

OBSOLETE	.000080 MIN TIN	△ 5 63012-3
	TIN	63012-2
	-	63012-1
	PLATING	PART NO.

THIS DRAWING IS A CONTROLLED DOCUMENT.		DWN	JR RUTH	4/8/91	TE Connectivity RECEPTACLE, FASTON, FLAG, 6.35 [.250] SERIES				
DIMENSIONS: mm [INCHES]		CHK	MS FEHER	4/8/91					
TOLERANCES UNLESS OTHERWISE SPECIFIED:		APVD	C MEYERS	4/8/91					
0 PLC ± - 1 PLC ± - 2 PLC ± - 3 PLC ± 0.38 [.015] 4 PLC ± - ANGLES ± -		PRODUCT SPEC		NAME					
MATERIAL	BRASS	FINISH	SEE TABLE	APPLICATION SPEC	SIZE	CAGE CODE	DRAWING NO	RESTRICTED TO	
				WEIGHT	-	A3	00779	C-63012	-
CUSTOMER DRAWING				SCALE	5:1	SHEET	1 OF 1	REV	N