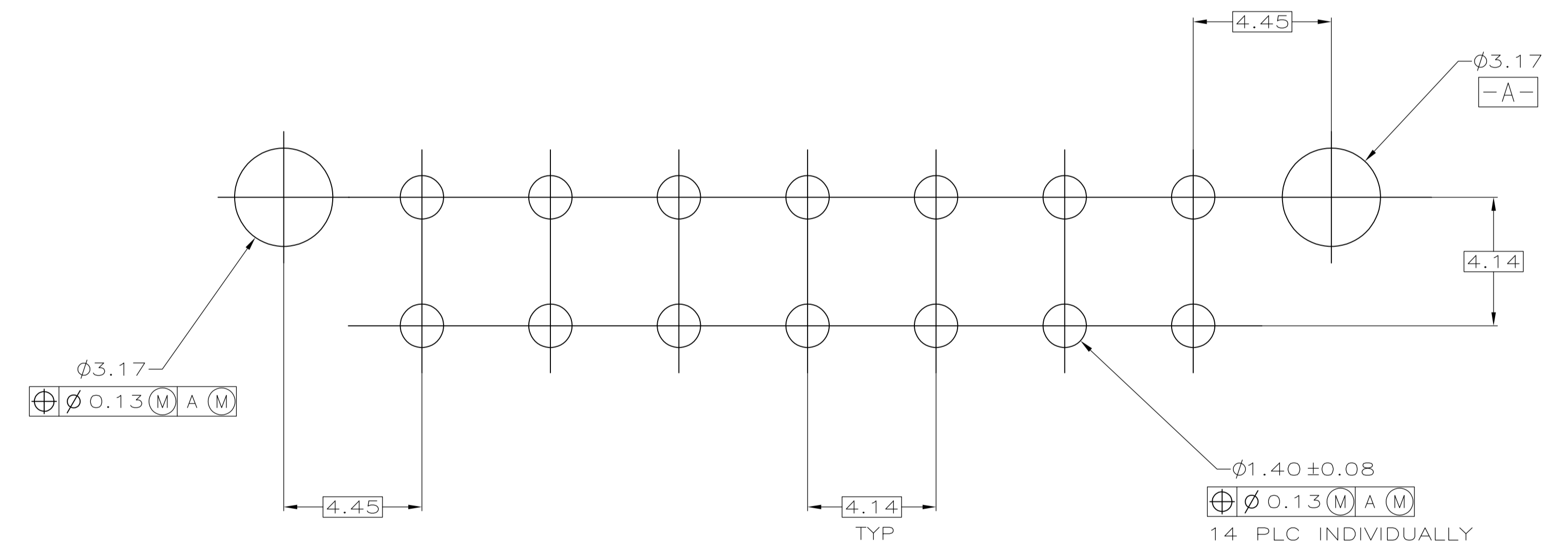
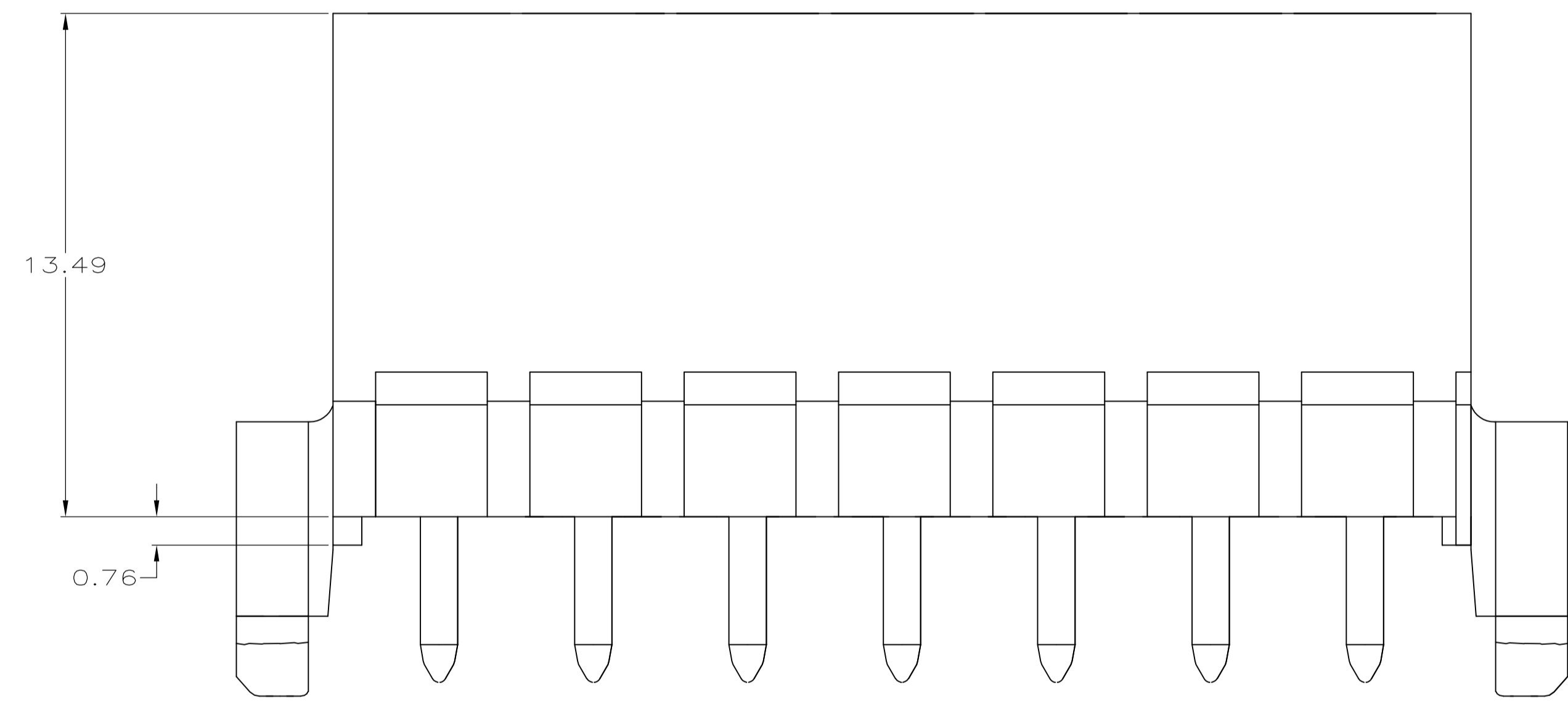
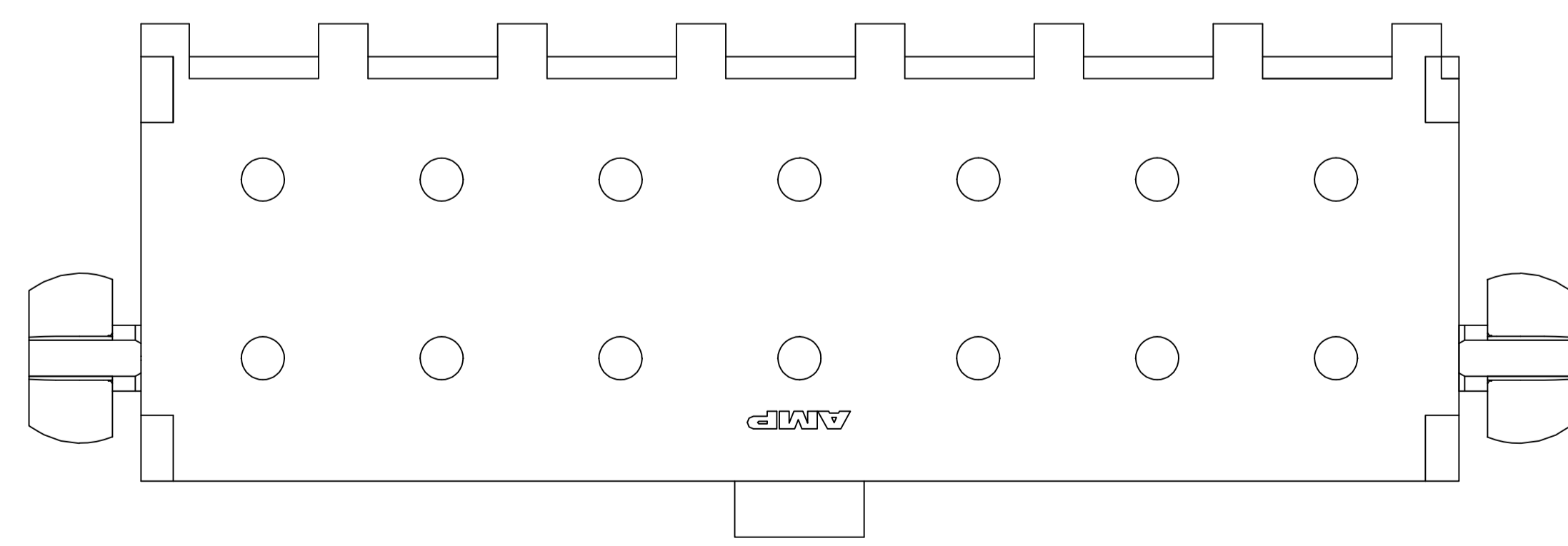


- PINS TO COMPLY WITH AMP SOLDERABILITY SPEC. 109-11-3.
- 0.00381 MIN MATTE TIN LEAD PLATE OVER 0.00127 MIN NICKEL.
- 0.00076 MIN GOLD PLATE IN THE LOCALIZED PLATE AREA, 0.00381 MATTE TIN LEAD IN THE LOCALIZED PLATE AREA, BOTH OVER 0.00127 MIN NICKEL.
- 0.00381 MIN MATTE TIN PLATE OVER 0.00127 MIN NICKEL.
- 0.00076 MIN GOLD PLATE IN THE LOCALIZED PLATE AREA, 0.00381 MATTE TIN IN THE LOCALIZED PLATE AREA, BOTH OVER 0.00127 MIN NICKEL.



RECOMMENDED MOUNTING HOLE PATTERN FOR 1.57 THICK P.C. BOARD



BRASS, GOLD	NYLON, 94V-0, WHITE	1-794074-1
BRASS, TIN	NYLON, 94V-0, WHITE	1-794074-0
BRASS, GOLD	NYLON, 94V-0, WHITE	794074-2
BRASS, TIN LEAD	NYLON, 94V-0, WHITE	794074-1
PIN CONTACT MATERIAL AND FINISH	HOUSING MATERIAL AND COLOR	PART NUMBER

THIS DRAWING IS A CONTROLLED DOCUMENT.

DIMENSIONS: mm	TOLERANCES UNLESS OTHERWISE SPECIFIED:	DIN K WHITAKER 6-12-95	CHK R SWING 6-12-95	APVD R ORSTAD 6-13-95	NAME
0 PLC ± -	1 PLC ± -	2 PLC ± 0.13	3 PLC ± -	4 PLC ± -	ANGLES ± -
MATERIAL SEE TABLE	FINISH SEE TABLE	WEIGHT	SIZE A1	SCALE 8:1	RESTRICTED TO

STE TE Connectivity

HEADER ASSEMBLY, CLOSED BOTTOM, 14 CIRCUIT, DOUBLE ROW VERTICAL, MINI-UNIVERSAL MATE-N-LOK

00779 794074

CUSTOMER DRAWING SHEET 1 OF 1 REV E