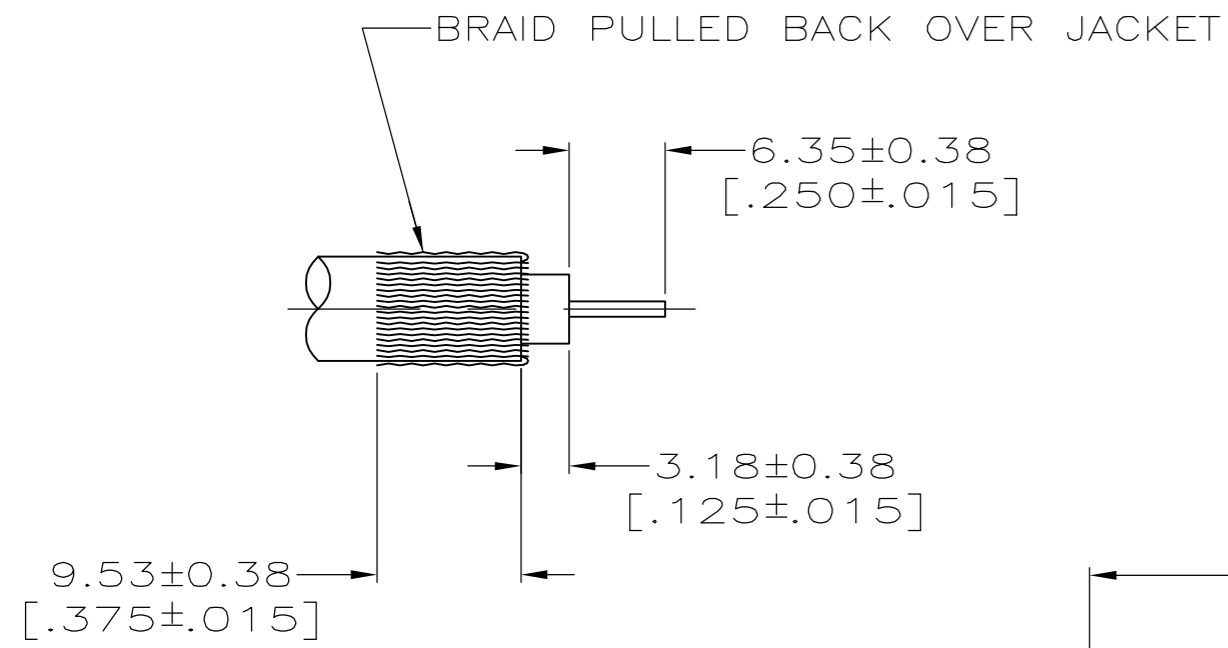
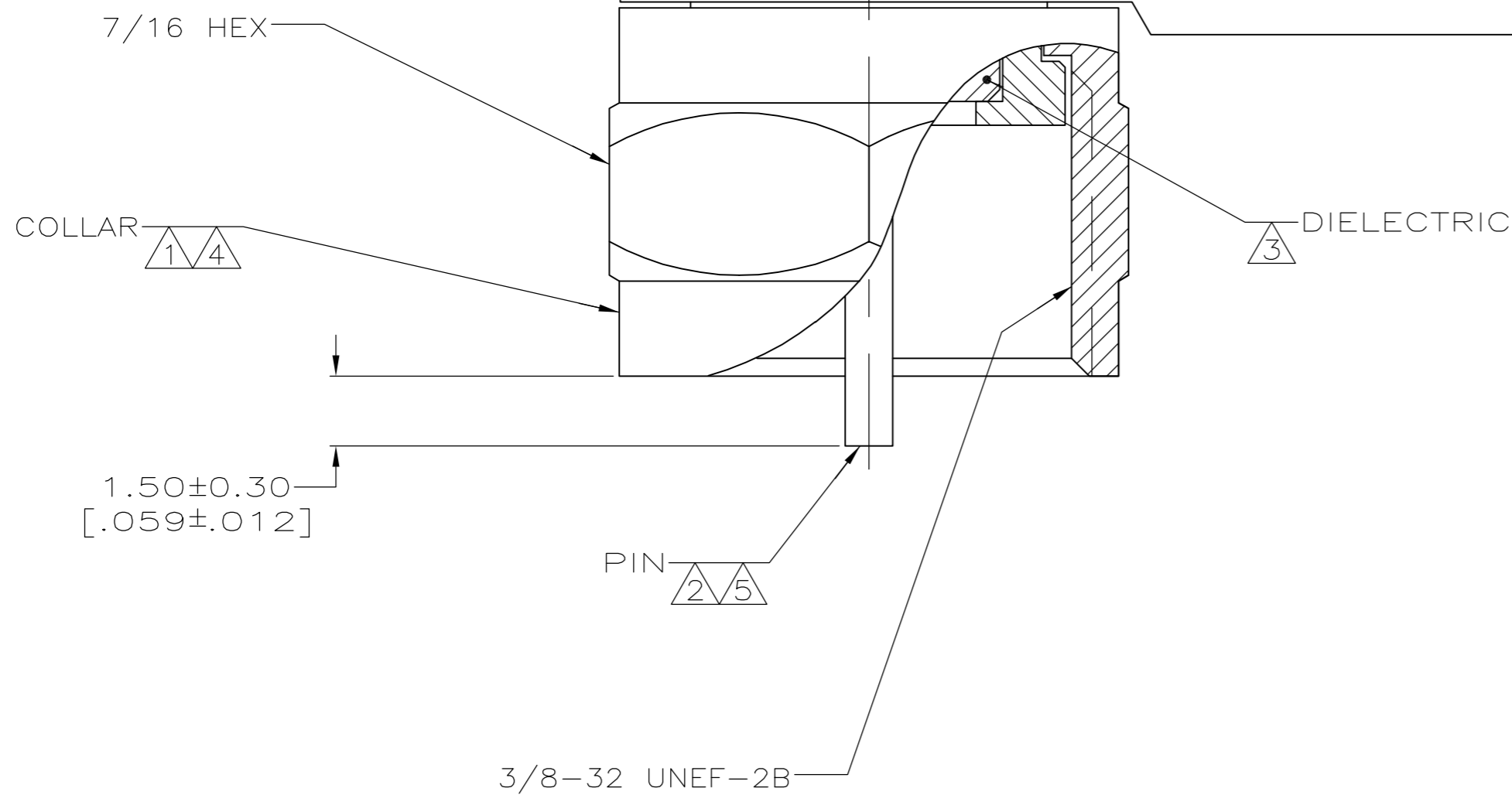
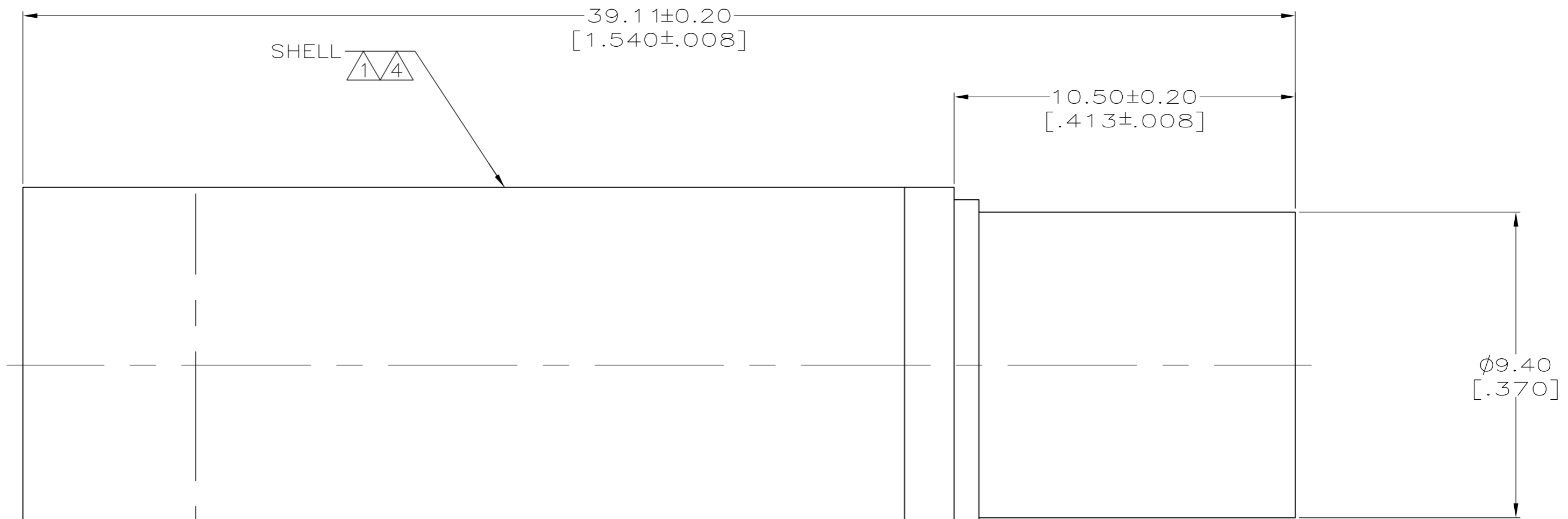


THIS DRAWING IS UNPUBLISHED. RELEASED FOR PUBLICATION  
 © COPYRIGHT BY TYCO ELECTRONICS CORPORATION. ALL RIGHTS RESERVED.

LOC	DIST	REVISIONS					
		P	LTR	DESCRIPTION	DATE	DWN	APVD
AF	49	B		REV PER EC 0514-0028-05	18DEC05	BC	KW



RECOMMENDED STRIP LENGTH



1.50±0.30  
 [.059±.012]

- 1 BRASS PER ASTM-B-16.
- 2 PHOSPHOR BRONZE PER ASTM-B-139.
- 3 POLYPROPYLENE, GENERAL PURPOSE.
- 4 NICKEL PLATE PER QQ-N-290
- 5 TIN PER ASTM-B-545.
- 6. FOR USE WITH SERIES 6 STD CABLE.
- 7. CRIMP BARREL USING .324 IN HEX.

887098-1  
 PART NUMBER

THIS DRAWING IS A CONTROLLED DOCUMENT.		DWN	J. LIPPERT	11-6-97	 Tyco Electronics Corporation Harrisburg, PA 17105-3608	
DIMENSIONS: mm [INCHES]		CHK	G. MICHAEL	11-6-97		
TOLERANCES UNLESS OTHERWISE SPECIFIED:		APVD	J. LIPPERT	11-6-97		
0 PLC ± - 1 PLC ± - 2 PLC ± 0.13[.005] 3 PLC ± - 4 PLC ± - ANGLES ± - FINISH		PRODUCT SPEC	NAME			PLUG, CABLE MT, R/A, F SERIES
MATERIAL SEE NOTES 1 THRU 3		APPLICATION SPEC		RESTRICTED TO		-
SEE NOTES 4 & 5		WEIGHT	-		SIZE	A2
CUSTOMER DRAWING		SCALE		8:1	CAGE CODE	00779
		SHEET		1 of 1	DRAWING NO	C=887098
		REV		B		

887098-1