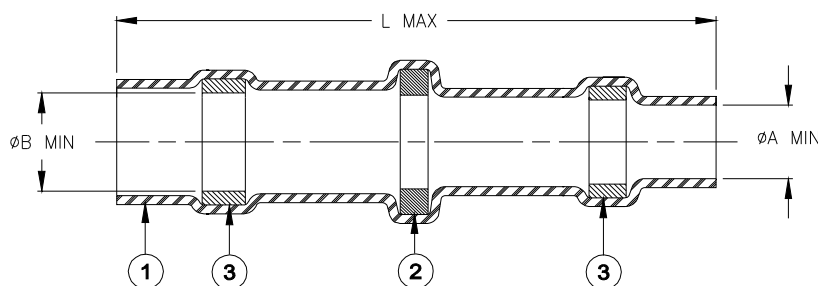


SPECIFICATION CONTROL DRAWING



Product Revision		Product Dimensions			Cable Dimensions						Qty: Item 2
Product Name		ØA min	ØB min	L max	D max	ØE min	ØF min	ØG max	H±0.5 [±0.020]	J±0.5 [±0.020]	
B-155-03	A	2.5 [0.098]	3.0 [0.118]	24.5 [0.964]	3.0 [0.118]	1.5 [0.059]	1.0 [0.039]	2.5 [0.098]	6.0 [0.236]	7.0 [0.275]	1
B-155-05	A	4.3 [0.169]	4.8 [0.189]	29.3 [1.153]	4.8 [0.189]	2.0 [0.078]	1.5 [0.059]	4.3 [0.169]	8.0 [0.315]	9.0 [0.354]	1
B-155-06	A	6.0 [0.236]	6.70 [0.264]	32.00 [1.260]	6.70 [0.264]	3.30 [0.130]	2.80 [0.110]	6.00 [0.236]	9.0 [0.354]	10.0 [0.394]	1
B-155-07	A	6.8 [0.267]	7.3 [0.287]	32.5 [1.279]	7.3 [0.287]	3.3 [0.130]	2.8 [0.110]	6.8 [0.267]	10.0 [0.393]	11.0 [0.433]	1
B-155-09	A	8.70 [0.343]	9.20 [0.362]	35.50 [1.398]	9.20 [0.362]	4.50 [0.177]	4.00 [0.157]	8.70 [0.343]	11.0 [0.433]	12.0 [0.472]	2
B-155-11	A	10.8 [0.425]	11.5 [0.452]	35.5 [1.397]	11.5 [0.452]	4.5 [0.177]	4.0 [0.157]	10.8 [0.425]	12.0 [0.472]	13.0 [0.512]	2
B-155-13	A	13.0 [0.512]	15.1 [0.594]	45.5 [1.790]	15.1 [0.594]	7.0 [0.275]	6.5 [0.256]	13.0 [0.512]	16.0 [0.630]	17.0 [0.669]	3
B-155-17	A	17.0 [0.669]	19.0 [0.748]	55.5 [2.165]	18.0 [0.748]	9.0 [0.354]	8.0 [0.315]	16.0 [0.630]	21.0 [0.827]	23.0 [0.905]	2
B-155-23	A	22.5 [0.885]	24.5 [0.964]	80.0 [3.149]	23.5 [0.925]	12.0 [0.472]	11.0 [0.433]	21.5 [0.846]	29.0 [1.142]	31.0 [1.220]	2
B-155-33	A	33.0 [1.299]	35.0 [1.380]	80.0 [3.149]	34.0 [1.338]	19.0 [0.748]	17.0 [0.689]	32.0 [1.259]	29.0 [1.142]	31.0 [1.220]	3

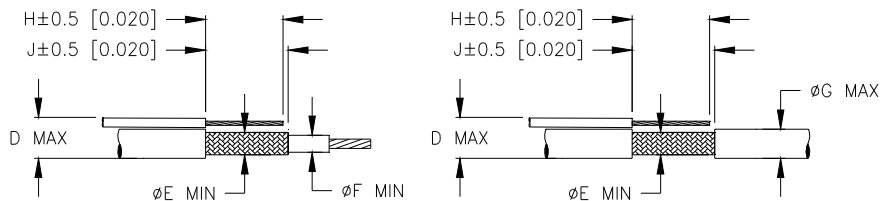
MATERIALS



- INSULATION SLEEVE: Heat-shrinkable, transparent clear, radiation cross-linked modified polyolefin.
- SOLDER PREFORM WITH FLUX. Qty: see table (one solder washer shown).
SOLDER: TYPE Sn42Bi58 per ANSI / J-STD-006.
FLUX: TYPE ROM1 per ANSI / J-STD-004.
- MELTABLE SEALING RINGS: Thermally stabilized thermoplastic.

APPLICATION

- These controlled soldering devices are designed for termination of a bare or tin-plated copper shield on a cable having an insulation rated for at least +85°C.
- Temperature range: -55°C to +125°C.
- When installed properly, it will meet the performance requirements of TE Connectivity / Raychem Specification RT-1404.
- For installation procedure and application equipment, consult RPIP-688-00.

For best results, prepare
The cable as shown:



		TE Connectivity 300 Constitution Drive, Menlo Park, CA. 94025, U.S.A.				TITLE: SOLDERSLEEVE DEVICE, LEAD-FREE LOW-FIRE-HAZARD SHIELD TERMINATION LOW TEMPERATURE						
Unless otherwise specified dimensions are in millimeters. [Inches dimensions are shown in brackets]						DOCUMENT NO.: B-155-XX						
TOLERANCES: 0.00 N/A 0.0 N/A 0 N/A		ANGLES: N/A ROUGHNESS IN MICRON		TE Connectivity reserves the right to amend this drawing at any time. Users should evaluate the suitability of the product for their application.		PROD. REV.: SEE TABLE		DOC. ISSUE: 2		DATE: 15-Apr-11		
PREPARED BY: mforonda		DCR NUMBER: D050170		REPLACES: ---		CAGE CODE : 06090		SCALE: ---		SIZE: A		SHEET: 1 of 1

Print Date: 9-May-11

© 2011 Tyco Electronics Corporation, a TE Connectivity Ltd. Company. All Rights Reserved.

If this document is printed it becomes uncontrolled. Check for the latest revision.