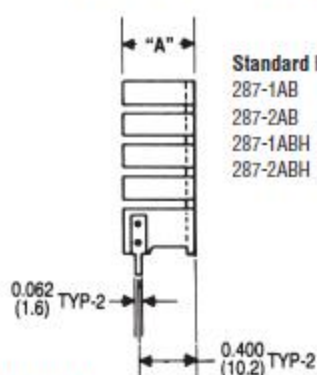
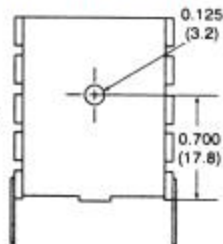



wakefield-vette

| Standard P/N | Height Above PC Board in. (mm) | Maximum Footprint "A" in. (mm) | Thermal Performance at Typical Load | Weight lbs. (grams) | | |
|---------------|--------------------------------|--------------------------------|-------------------------------------|---------------------|------------------|---------------|
| Mounting Slot | Mounting Hole | | Natural Convection | Forced Convection | | |
| 287-1ABE | 287-1ABH | 1.180 (30.0) | 1.000 (25.4) x 0.500 (12.7) | 65°C @ 4W | 7.8°CW @ 200 LFM | 0.0090 (4.08) |
| 287-2ABE | 287-2ABH | 1.180 (30.0) | 1.000 (25.4) x 1.000 (25.4) | 55°C @ 4W | 6.4°CW @ 200 LFM | 0.0140 (6.35) |

MECHANICAL DIMENSIONS 287 SERIES



| Standard P/N | Dim. "A" |
|--------------|--------------|
| 287-1AB | 0.500 (12.7) |
| 287-2AB | 1.000 (25.4) |
| 287-1ABH | 0.500 (12.7) |
| 287-2ABH | 1.000 (25.4) |

NATURAL AND FORCED CONVECTION CHARACTERISTICS

