


Features

- 1:4 Impedance Ratio
- CT on Secondary
- Surface Mount
- Tape and reel packaging available
- RoHS* Compliant, Pb Free
- Termination finish - Sn

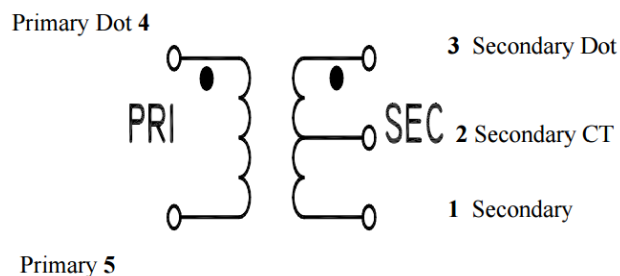
Description

The ETC4-1-2 is a 1:4 RF flux coupled step-up transformer in a low cost, surface mount package.

Ideally suited for high volume cellular and wireless applications. Typical applications include single to balanced mode conversion and impedance matching. Parts are packaged in tape & reel.



Functional Schematic



Ordering Information

Part Number	Package
ETC4-1-2TR	2000 piece reel

Pin Configuration

Pin No.	Function
1	Secondary
2	Secondary CT
3	Secondary Dot
4	Primary dot
5	Primary

* Restrictions on Hazardous Substances, European Union Directive 2011/65/EU.

Electrical Specifications: $T_A = +25^\circ\text{C}$, $Z_0 = 50 \Omega$

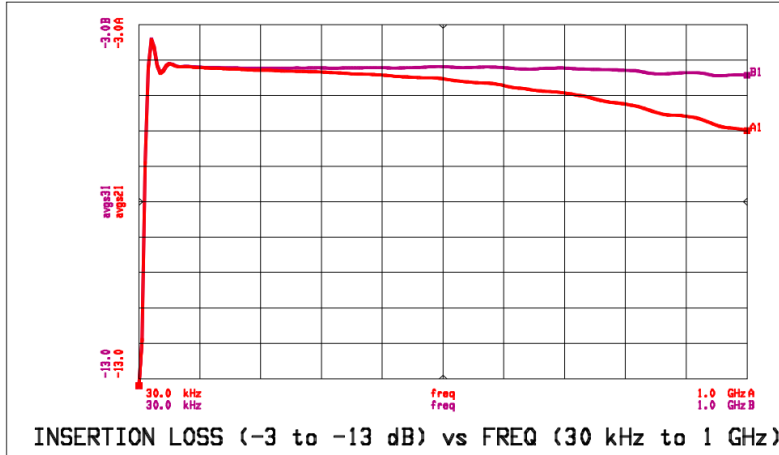
Parameter	Test Conditions	Frequency (MHz)	Units	Min.	Typ.	Max.
RF Frequency	—	2 - 800	MHz	—	—	—
Insertion Loss	$F_L - F_U$	10 - 100 5 - 600 2 - 800	dB	—	— 1.21 —	1.0 2.0 3.0
Amplitude Unbalance	—	10 - 100 2 - 800	dB	—	—	0.25 1.0
Phase Unbalance	—	10 - 500 2 - 800	Degrees	—	—	2.0 10.0

Absolute Maximum Ratings

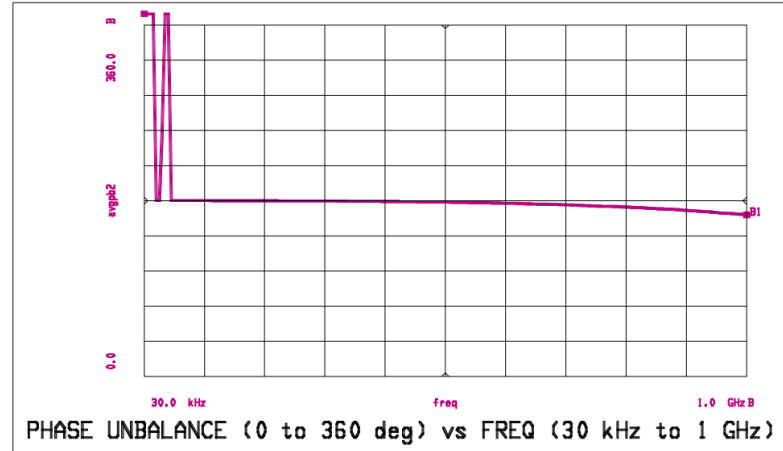
Parameter	Absolute Maximum
DC Power	250 mW
DC Current	30 mA
Operating Temperature	-55°C to $+85^\circ\text{C}$

Typical Performance Curves

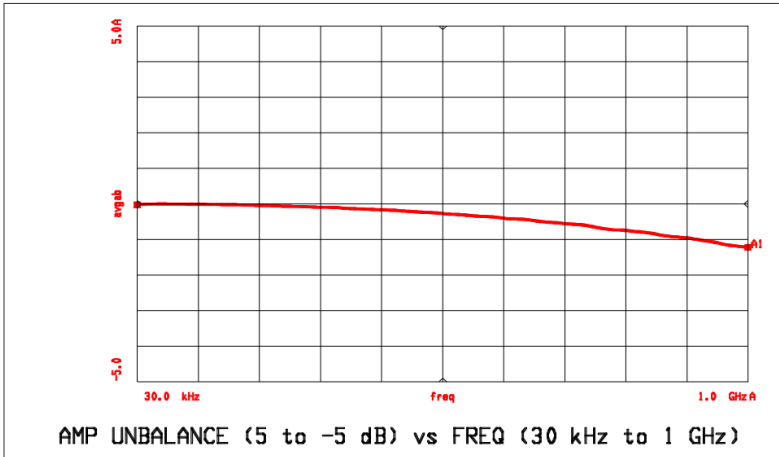
Insertion Loss



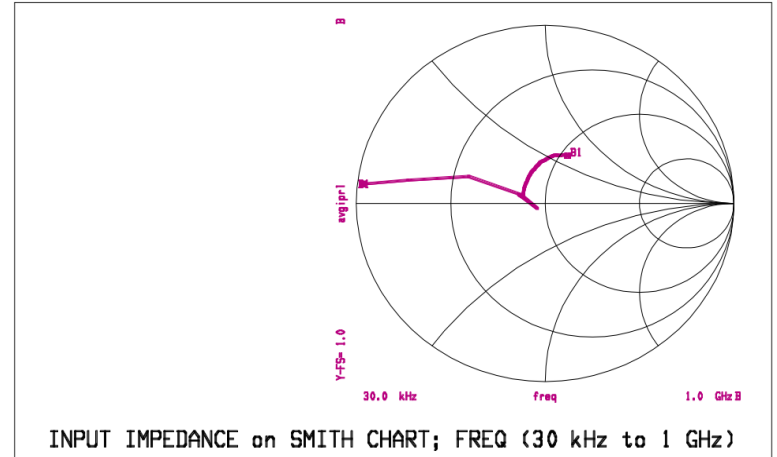
Phase Unbalance



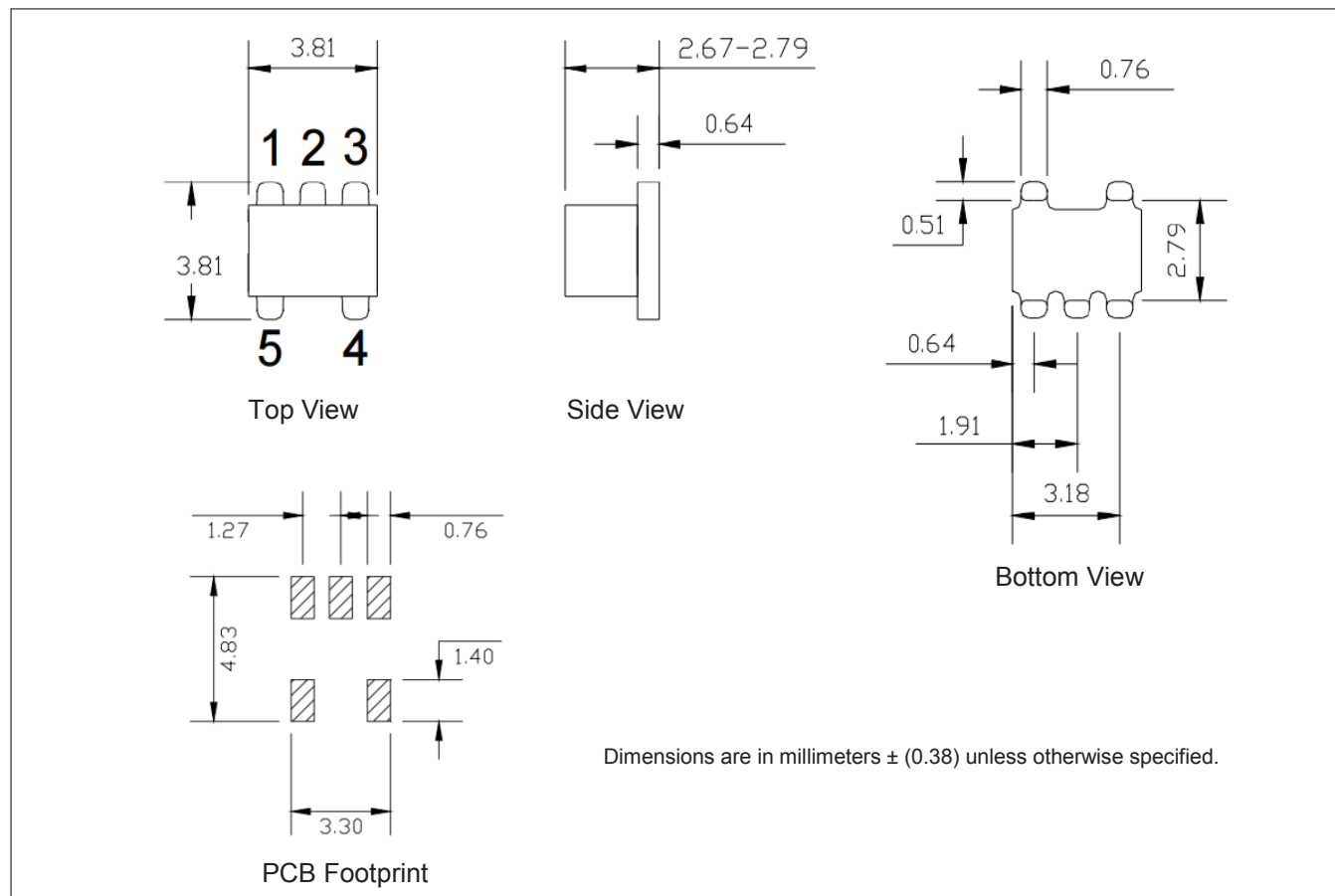
Amplitude Unbalance



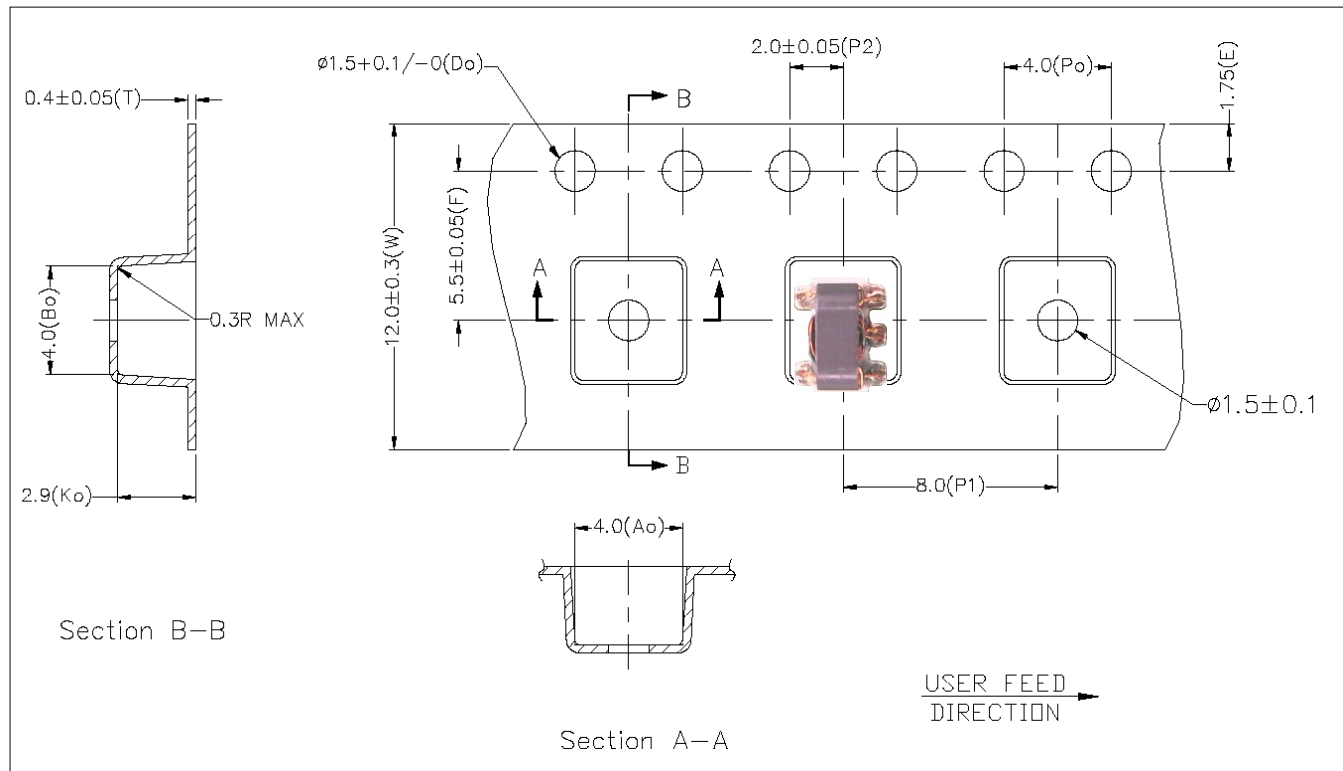
Input Impedance



Outline Drawing & Recommended Footprint



Tape & Reel Information



Tape & Reel Information

Parameter	Units	Value
Qty per reel	—	2000
Reel Size	mm	330
Tape Width	mm	12.00
Pitch	mm	8.00
Ao	mm	4.00
Bo	mm	4.00
Ko	mm	2.90
Orientation	—	F5
See Page 5 for orientation in tape.		

M/A-COM Technology Solutions Inc. All rights reserved.

Information in this document is provided in connection with M/A-COM Technology Solutions Inc ("MACOM") products. These materials are provided by MACOM as a service to its customers and may be used for informational purposes only. Except as provided in MACOM's Terms and Conditions of Sale for such products or in any separate agreement related to this document, MACOM assumes no liability whatsoever. MACOM assumes no responsibility for errors or omissions in these materials. MACOM may make changes to specifications and product descriptions at any time, without notice. MACOM makes no commitment to update the information and shall have no responsibility whatsoever for conflicts or incompatibilities arising from future changes to its specifications and product descriptions. No license, express or implied, by estoppel or otherwise, to any intellectual property rights is granted by this document.

THESE MATERIALS ARE PROVIDED "AS IS" WITHOUT WARRANTY OF ANY KIND, EITHER EXPRESS OR IMPLIED, RELATING TO SALE AND/OR USE OF MACOM PRODUCTS INCLUDING LIABILITY OR WARRANTIES RELATING TO FITNESS FOR A PARTICULAR PURPOSE, CONSEQUENTIAL OR INCIDENTAL DAMAGES, MERCHANTABILITY, OR INFRINGEMENT OF ANY PATENT, COPYRIGHT OR OTHER INTELLECTUAL PROPERTY RIGHT. MACOM FURTHER DOES NOT WARRANT THE ACCURACY OR COMPLETENESS OF THE INFORMATION, TEXT, GRAPHICS OR OTHER ITEMS CONTAINED WITHIN THESE MATERIALS. MACOM SHALL NOT BE LIABLE FOR ANY SPECIAL, INDIRECT, INCIDENTAL, OR CONSEQUENTIAL DAMAGES, INCLUDING WITHOUT LIMITATION, LOST REVENUES OR LOST PROFITS, WHICH MAY RESULT FROM THE USE OF THESE MATERIALS.

MACOM products are not intended for use in medical, lifesaving or life sustaining applications. MACOM customers using or selling MACOM products for use in such applications do so at their own risk and agree to fully indemnify MACOM for any damages resulting from such improper use or sale.