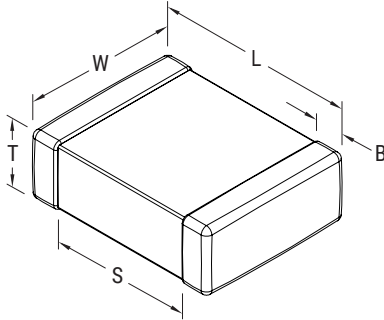


# Flexible Termination System (FT-CAP), COG & X7R Dielectrics


## Sample Kit Contents

KEMET Part Number	Case Size	Capacitance	Cap Tolerance	Rated Voltage	T Thickness	Dielectric	Quantity
	EIA/Metric		%	VDC	mm		
C0603X101J1GACTU	0603/1608	100 pF	±5	100	0.80 ±0.07	COG	50
C0603X102J5GACTU	0603/1608	1000 pF	±5	50	0.80 ±0.07	COG	50
C0603X332J1GACTU	0603/1608	3300 pF	±5	100	0.80 ±0.07	COG	50
C0603X472J1GACTU	0603/1608	4700 pF	±5	100	0.80 ±0.07	COG	50
C0603X103J3GACTU	0603/1608	10000 pF	±5	25	0.80 ±0.07	COG	50
C0805X470J1GACTU	0805/2012	47 pF	±5	100	0.78 ±0.10	COG	50
C0805X101J2GACTU	0805/2012	100 pF	±5	200	0.78 ±0.10	COG	50
C0805X471J1GACTU	0805/2012	470 pF	±5	100	0.78 ±0.10	COG	50
C0805X102J5GACTU	0805/2012	1000 pF	±5	50	0.78 ±0.10	COG	50
C0805X103J5GACTU	0805/2012	10000 pF	±5	50	0.78 ±0.10	COG	50
C1206X101J2GACTU	1206/3216	100 pF	±5	200	0.78 ±0.10	COG	50
C1206X221J2GACTU	1206/3216	220 pF	±5	200	0.78 ±0.10	COG	50
C1206X471J2GACTU	1206/3216	470 pF	±5	200	0.78 ±0.10	COG	50
C1206X102J2GACTU	1206/3216	1000 pF	±5	200	0.78 ±0.10	COG	50
C1206X104J3GACTU	1206/3216	0.10 µF	±5	25	1.60 ±0.20	COG	50
C1210X682J5GACTU	1210/3225	6800 pF	±5	50	0.78 ±0.10	COG	50
C1210X103J1GACTU	1210/3225	10000 pF	±5	100	1.10 ±0.10	COG	50
C1210X224J3GACTU	1210/3225	0.22 µF	±5	25	2.10 ±0.20	COG	50
C0603X102K2RACTU	0603/1608	1000 pF	±10	200	0.80 ±0.07	X7R	50
C0603X103K1RACTU	0603/1608	10000 pF	±10	100	0.80 ±0.07	X7R	50
C0603X223K5RACTU	0603/1608	22000 pF	±10	50	0.80 ±0.07	X7R	50
C0603X473K5RACTU	0603/1608	47000 pF	±10	50	0.80 ±0.07	X7R	50
C0603X104K5RACTU	0603/1608	0.10 µF	±10	50	0.80 ±0.07	X7R	50
C0805X102K2RACTU	0805/2012	1000 pF	±10	200	0.78 ±0.10	X7R	50
C0805X103K2RACTU	0805/2012	10000 pF	±10	200	0.78 ±0.10	X7R	50
C0805X104K5RACTU	0805/2012	0.10 µF	±10	50	0.78 ±0.10	X7R	50
C0805X224K5RACTU	0805/2012	0.22 µF	±10	50	0.90 ±0.10	X7R	50
C0805X225K4RACTU	0805/2012	2.2 µF	±10	16	1.25 ±0.15	X7R	50
C1206X102K2RACTU	1206/3216	1000 pF	±10	200	0.78 ±0.10	X7R	50
C1206X103K3RACTU	1206/3216	10000 pF	±10	25	0.78 ±0.10	X7R	50
C1206X104K1RACTU	1206/3216	0.10 µF	±10	100	0.78 ±0.10	X7R	50
C1206X105K3RACTU	1206/3216	1.0 µF	±10	25	1.60 ±0.15	X7R	50
C1206X106K4RACTU	1206/3216	10 µF	±10	16	1.60 ±0.20	X7R	50
C1210X103K2RACTU	1210/3225	10000 pF	±10	200	0.78 ±0.10	X7R	50
C1210X104K1RACTU	1210/3225	0.10 µF	±10	100	0.95 ±0.10	X7R	50
C1210X105K1RACTU	1210/3225	1.0 µF	±10	100	1.70 ±0.20	X7R	50
C1210X226K8RACTU	1210/3225	22 µF	±10	10	2.50 ±0.30	X7R	50


## Dimensions – Millimeters (Inches)



Case Size (in.)	Case Size (mm)	L Length	W Width	T Thickness	B Bandwidth	S Separation Minimum	Mounting Technique
0603	1608	1.60 (0.064) ±0.17 (0.007)	0.80 (0.032) ±0.15 (0.006)	See Table Above	0.45 (0.018) ±0.15 (0.006)	0.58 (0.023)	Solder Wave or Solder Reflow
0805	2012	2.00 (0.079) ±0.20 (0.008)	1.25 (0.049) ±0.20 (0.008)		0.50 (0.02) ±0.25 (0.010)	0.75 (0.030)	
1206	3216	3.20 (0.126) ±0.20 (0.008)	1.60 (0.063) ±0.20 (0.008)		0.50 (0.02) ±0.25 (0.010)	N/A	Solder Reflow Only
1210	3225	3.20 (0.126) ±0.20 (0.008)	2.50 (0.098) ±0.20 (0.008)				



[www.kemet.com/FTCAP-C0G-Auto](http://www.kemet.com/FTCAP-C0G-Auto)



[www.kemet.com/FTCAP-X7R-Auto](http://www.kemet.com/FTCAP-X7R-Auto)