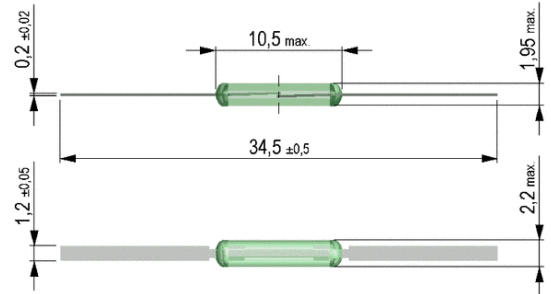
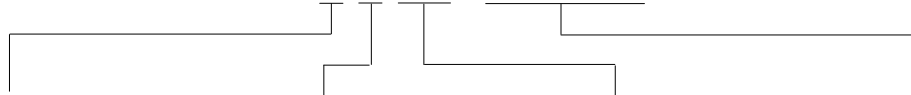


KSK-1A35 Reed Switches



- Features: Paddle-Oriented Miniature Reed with Flat Leads
- Applications: Relay, Remote Control, Lid-Detection & Others
- Markets: Automotive, Military, Safety & Others

Part Description: **K S K - 1 A 3 5 X X X X**



Contact QTY	Contact Form	Switch Model	Pull-In Excitation (AT-Range)
1	A (SPST-NO)	35	10 – 25

Contact Data	Unit	
Rated Power (max.) Any DC combination of V&A not to exceed their individual max.'s	20	W
Switching Voltage (max.) DC or peak AC	200	V
Switching Current (max.) DC or peak AC	1.0	A
Carry Current (max.) DC or peak AC	1.25*	A
Contact Resistance (max.) @ 0.5V & 10mA	150	mOhm
Breakdown Voltage (min.) DC or peak AC	220	V
Operating Time (max.) Incl. Bounce; Measured with 40% Overdrive	0.5	ms
Release Time (max.) Measured with no Coil Excitation	0.1	ms
Test Coil	KMS-02	
Insulation Resistance (min.) RH < 45%, 100 V Test Voltage	1,000	GOhm
Capacitance (typ.) @ 10kHz across open Switch	0.3	pF
* Carry Current: > 15AT = 1.5A		

Series Datasheet – KSK-1A35 Reed Switches

www.standexmeder.com

Dimensions (mm)	
Overall Length (max.)	34.5
Glass Length (max.)	10.50
Glass Dia (max.)	2.2
Lead Dia. (max.)	1.2 / 0.2

Environmental Data		Unit
Shock Resistance (max.) 1/2 sine wave duration 11ms	50	g
Vibration Resistance (max.)	20	g
Operating Temperature	-40 to 130	°C
Storage Temperature	-55 to 130	°C
Soldering Temperature (max.) 5 sec. max.	260	°C

KSK-1A35 Reed Switch

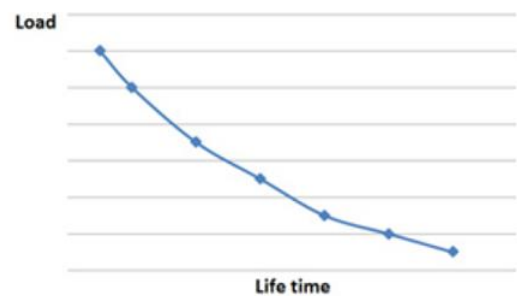


Handling & Assembly Instructions

- Use proper lead clamping or heat sinking techniques to prevent mechanical and/or heat stress to the glass seal during bending, cutting, soldering, and welding
- Mechanical shock as the result of dropping the reed switch typically from a distance of greater than 12" may change it's magnetic sensitivity and/or destroy the switch
- Any form of modification to the switch leads will alter it's magnetic sensitivity
- Series resistor recommended for >5m cable length

Life Test Data

*Load increase reduces life expectancy of Reed Switches



Glossary Contact Form

Form A	NO = Normally Open Contacts SPST = Single Pole Single Throw	
Form B	NC = Normally Closed Contacts SPST = Single Pole Single Throw	
Form C	Changeover SPDT = Single Pole Double Throw	

