




CMD17-21 Series SMT LEDs 0805 Package Size

Available in 7 colors: Green, Super Red, High Efficiency Red, Yellow, Super Yellow and Super Orange, with water-clear or diffused color lenses.



Descriptions and Features

Surface Mount Technology

- Tape and reel packaged for high-speed autoinsertion.
- Convection and vapor-phase reflow compatible.
- Compact form enables high density placement.
- Packaged 3000 pieces per reel.
- Lead Finish (Plating): Au
- Under Plating Material: NiCu

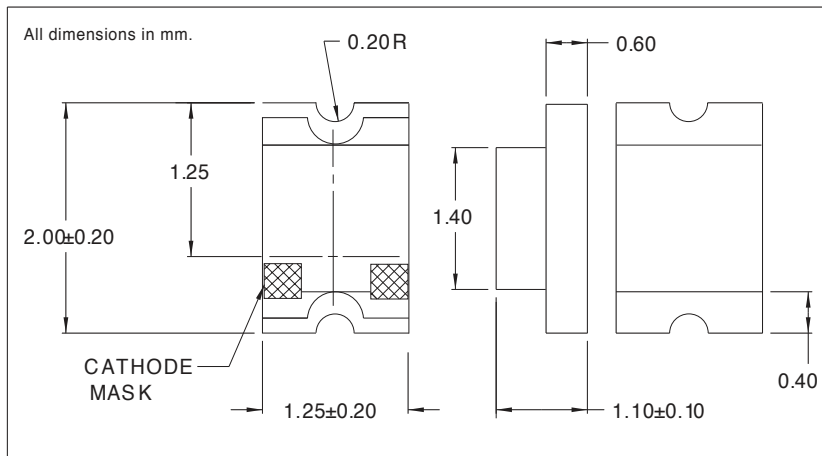
Leading Edge LED Optoelectronic Performance

- Consistent high brightness.
- Bi-color available.

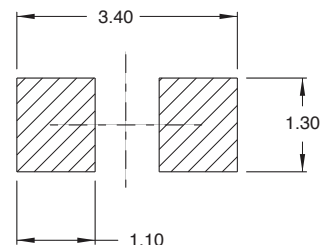
Exceptional Reliability

- Stringent process controls assure quality.
- Extensive qualification testing to meet strictest requirements.
- Designed to permit easy post-reflow solder joint inspection.

Dimensions



Solder Pad Geometry for
0805 Package Size



Electro-Optical Characteristics

Part Number	Emitted Color	Lens Color	Luminous Intensity		Forward Voltage		Test Current (mA)	Peak Wavelength (nm)	View Angle (degrees)
			Min. (mcd)	Typ. (mcd)	Typ. (V)	Max. (V)			
CMD17-21SRC/TR8	Super Red	Clear	10.0	21.0	1.7	2.4	20	660	140
CMD17-21VRC/TR8	H.E.Red	Clear	4.5	13.0	2.0	2.8	20	640	140
CMD17-21VYC/TR8	Yellow	Clear	5.0	12.0	2.0	2.8	20	585	140
CMD17-21VGC/TR8	Green	Clear	6.0	10.0	2.1	2.8	20	570	140
CMD17-21UGC/TR8	Green	Clear	8.0	15.0	2.1	2.8	20	570	140
CMD17-21VRD/TR8	H.E.Red	Red Diffused	3.0	6.0	2.0	2.8	20	640	140
CMD17-21VYD/TR8	Yellow	Yellow Diffused	2.5	4.0	2.0	2.8	20	505	140
CMD17-21VGD/TR8	Green	Green Diffused	4.0	7.0	2.1	2.8	20	570	140
CMD17-21UYC/TR8	Super Yellow	Clear	41.0	61.0	2.1	2.8	20	590	140
CMD17-21USOC/TR8	Super Orange	Clear	26	43.0	2.1	2.8	20	620	140

Absolute Maximum Ratings

	Red	Yellow	Green	Units
Power Dissipation.....	100.....	105.....	105.....	mW
Operating/Storage Temperature.....	-40 to +85.....	-40 to +85.....	-40 to +85.....	°C
Peak Forward Current (1 μs @ 10% duty cycle).....	150.....	150.....	150.....	mA
Reverse Voltage (IR=100μA).....	5.0.....	5.0.....	5.0.....	V
Lead Solder Time @ 260°C.....	5.....	5.....	5.....	seconds
Average Forward Current.....	30.....	30.....	30.....	mA

Compliances and Approvals

