

RED INDICATES ORIGINAL

DWG SIZE C	DATA CONTAINED IN THIS DOCUMENT IS PROPRIETARY TO TROMPETER ELECTRONICS INC. AND SHALL NOT BE DISCLOSED, COPIED OR USED FOR REPRODUCTION OR MANUFACTURE WITHOUT EXPRESS WRITTEN PERMISSION.			REVISIONS			310-0064	SH 1
	REV	ED	DESCRIPTION	DWN	APPROVED	DATE		
	J	1158D	CHANGED "A" DIMENSION FROM: 1.46 TO 1.43; SEE ECO	DKC	<i>Bm</i>	7/19/76		

DASH NO	MODEL NO	CENTER CONTACT/INTMD CONTACT TYPE	FIG NO
-1	PL455ACFLP	SOCKET/PIN	1
-2	PL455ACFLS	PIN/SOCKET	
-3	PL455ACPP	SOCKET/PIN	2
-4	PL455ACPS	PIN/SOCKET	
-5	PL455ACRP	SOCKET/PIN	3
-6	PL455ACRS	PIN/SOCKET	
-7	PL455ACWP	SOCKET/PIN	4
-8	PL455ACWS	PIN/SOCKET	

CABLE GROUP NO	CABLES ACCOMMODATED	A DIM	B DIA	C HEX	ASSEMBLE PER
-201	M17/17B-00002	1.43	.334	.255	TAI-162
-202	TWC-78-1, TROMPETER				
-203	TWC-124-1A, TROMPETER				
-204	10602, RAYCHEM				
-205	TWAC-78-1F2, TROMPETER				
-206	782600130, RAYCHEM				
-208	202-3927, MICRODOT				
-209	202-3942, MICRODOT				
-212	2524E0114, RAYCHEM				
-217	GCB75TM24H GRUMMAN				
-218	EPD22189B, RAYCHEM				
-219	2525D1114, RAYCHEM				
-220	GCB75RR1, GRUMMAN				
-221	10614, RAYCHEM				
-222	10613, RAYCHEM				
-223	HMS2-1149, HUGHES				

INCH	MM
.005	0.13
.03	0.76
.062	1.65
.067	1.70
.080	2.03
.255	6.48
.334	8.48
.500	12.70
1.25	31.75
1.46	37.08

FIG 1

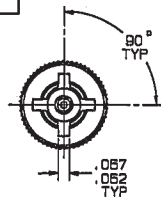
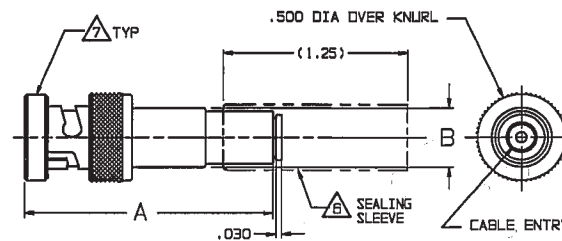
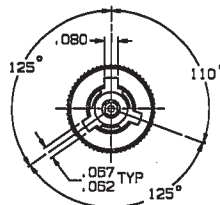
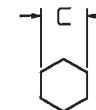
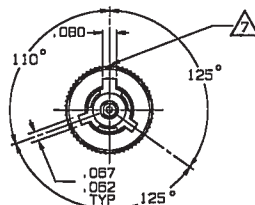


FIG 2



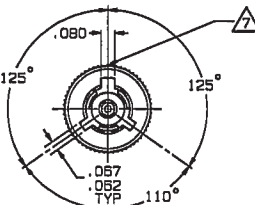
-3-221 SHOWN

FIG 3



RECOMMENDED
HEX CRIMP

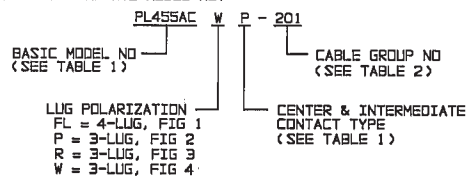
FIG 4



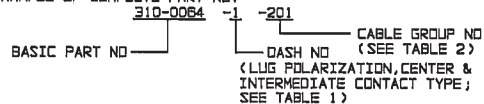
△ THE ONE WIDE (.080) SLOT LOCATION IS SHOWN BY A GREEN ASTERISK ON THE O.D. OF THE BAYNET SLEEVE GUARD-RING FOR -3 AND SUBSEQUENT DASH NUMBERS

△ SEALING SLEEVE & CRIMP BUSHING SUPPLIED LOOSE WITH EACH CONNECTOR EXCEPT NOT USED ON -205, -208 & -223

5. EXAMPLE OF COMPLETE MODEL NO:



4. EXAMPLE OF COMPLETE PART NO:



3. CONCENTRIC TWINAX 4 PIECE ASSY, FULL CRIMP CABLE PLUG, SOCKET CENTER CONTACT AND PIN INTERMEDIATE CONTACT OR PIN CENTER CONTACT AND SOCKET INTERMEDIATE CONTACT

2. FINISH: TFS-1U (500 HOURS SALT SPRAY; NICKEL)

1. ALL DIM ARE IN INCHES

QTY	DESCRIPTION	PART NUMBER	ITEM
TOL UNLESS SPECIFIED			
.XX ± .03			
.XXX ± .005			
.XXXX			
ANGLE ± 0° 30'			
DWN	DKC 4-1-88	MATERIAL	CODE IDENT
CHK	<i>Bm</i> 7-1-96	14949	310-0064
ENGR			
APPR	<i>EV</i> 2/18/76	SCALE 2/1	DATE 5-21-87
NEXT ASSY			SHEET 1 OF 2