

INTERCONNECTS

SERIES 321, 322, 323, 324 • .100" GRID WRAPOST • SINGLE ROW STRIPS

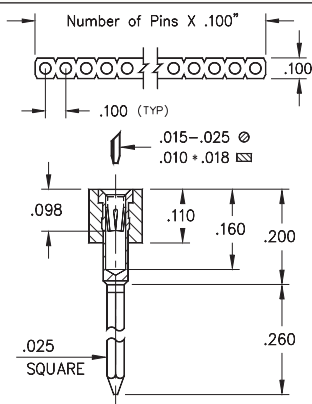


FIG. 1

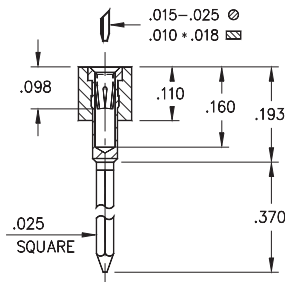


FIG. 2

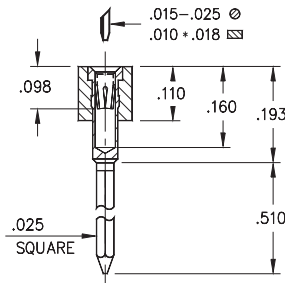


FIG. 3

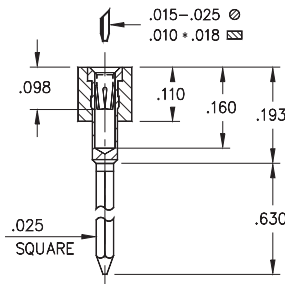



FIG. 4

• Wraposts available in 1 - 4 levels using MM pin numbers:

- 1-Level uses pin # 0040-1
 - 2-Level uses pin # 0089-2
 - 3-Level uses pin # 0088-3
 - 4-Level uses pin # 0086-4
- See page 198 for details

• Hi-Rel, 4-finger BeCu #30 contact is rated at 3 amps. See page 253 for details

• Insulators are high temperature thermoplastic, suitable for all soldering operations



ORDERING INFORMATION

	Series 321...001	1 Level Wrapost
FIG. 1	321-13-1	-41-001000
	Specify number of pins	01-64
	Series 322...001	2 Level Wrapost
FIG. 2	322-XX-1	-41-001000
	Specify number of pins	01-64
	Series 323...001	3 Level Wrapost
FIG. 3	323-XX-1	-41-001000
	Specify number of pins	01-64
	Series 324...002	4 Level Wrapost
FIG. 4	324-XX-1	-41-002000
	Specify number of pins	01-64



XX=Plating Code
See Below

For
Electrical, Mechanical
& Environmental Data,
See page 264

SPECIFY PLATING CODE XX=	11	13	91	93	41	43
Sleeve (Pin)	10 μ" Au	10 μ" Au	200 μ" Sn/Pb	200 μ" Sn/Pb	200 μ" Sn	200 μ" Sn
Contact (Clip)	10 μ" Au	30 μ" Au	10 μ" Au	30 μ" Au	10 μ" Au	30 μ" Au

