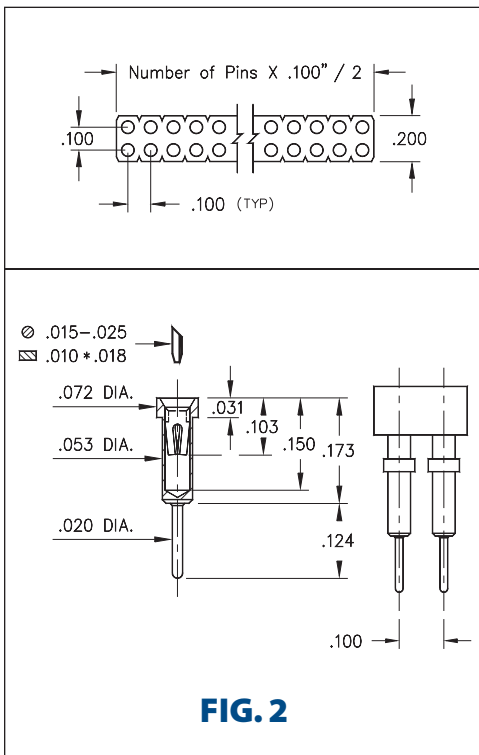
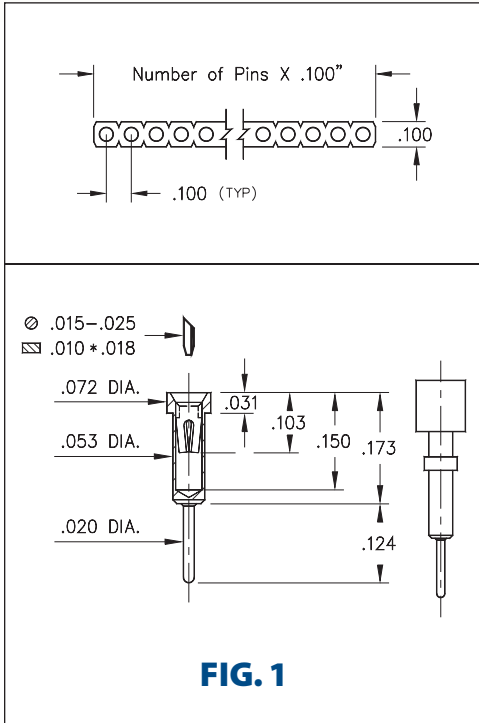



INTERCONNECTS

SERIES 712 • .100" GRID CARRIER WITH SOLDER TAIL • SINGLE AND DOUBLE ROW STRIPS



- Standard solder tail receptacles can be mounted as a low profile receptacle or by the solder tail for use in smaller diameter holes
- Series 712 use MM #0255 pins. See page 165 for details
- Hi-Rel, 4-finger BeCu #30 contact is rated at 3 amps. See page 253 for details
- Insulators are high temperature thermoplastic, suitable for all soldering operations



ORDERING INFORMATION

FIG. 1	Single Row (.028" or .055" min. mounting holes)
	712-XX-1__-41-001000 Specify number of pins 01-64
FIG. 2	Double Row (.028" or .055" min. mounting holes)
	712-XX-2__-41-001000 Specify number of pins 04-64



XX=Plating Code
See Below

For
Electrical, Mechanical
& Environmental Data,
See page 264

SPECIFY PLATING CODE XX=	11	13	91	93	41	43	
Sleeve (Pin)	10 μ" Au	10 μ" Au	200 μ" Sn/Pb	200 μ" Sn/Pb	200 μ" Sn	200 μ" Sn	
Contact (Clip)	10 μ" Au	30 μ" Au	10 μ" Au	30 μ" Au	10 μ" Au	30 μ" Au	

