

Contact insert module - HC-M-17-CT-M - 1414356

Please be informed that the data shown in this PDF Document is generated from our Online Catalog. Please find the complete data in the user's documentation. Our General Terms of Use for Downloads are valid (<http://phoenixcontact.com/download>)



Contact insert module, number of positions: 17, power contacts: 0, control contacts: 17, Pin, Crimp connection, 160 V, 10 A, 0.14 mm² ... 2.5 mm², application: Signal



Key Commercial Data

Packing unit	5 STK
Minimum order quantity	5 STK
GTIN	
GTIN	4055626024691

Technical data

Dimensions

Height	34 mm
Width	34.2 mm
Length	14.6 mm

Electrical characteristics

Note	For HEAVYCON housing type B6 to B48, HC-M-B...MF... hinged module carrier frame required, CK1,6-ED... crimp contacts, crimp contacts not supplied as standard.
Rated voltage (III/3)	160 V
Rated current	10 A
Rated surge voltage	2.5 kV
Connection profile	17

Ambient conditions

Ambient temperature (operation)	-40 °C ... 125 °C
---------------------------------	-------------------

Mechanical characteristics

Conductor cross section	0.14 mm ² ... 2.5 mm ²
Connection cross section AWG	26 ... 14

Contact insert module - HC-M-17-CT-M - 1414356

Technical data

Mechanical characteristics

Stripping length of the individual wire	8 mm (6 (2.5 mm ²))
Contact diameter	1.6 mm
Insertion/withdrawal cycles	≥ 500
Minimum housing height	52 mm

General

Series	HC-M-17
Color	light gray
Number of module slots	1
Connection method	Crimp connection
Contact type	turned
Flammability rating according to UL 94	V0
Degree of pollution	3
Overvoltage category	III
Assembly instructions	Housing height ≥ 52 mm. Plug-in connections may only be operated only when there is no load/voltage.

Material data

Contact material	Copper alloy
Contact surface material	Ag (alternatively Au)
Contact carrier material	PC

Standards and Regulations


Flammability rating according to UL 94	V0
--	----

Environmental Product Compliance

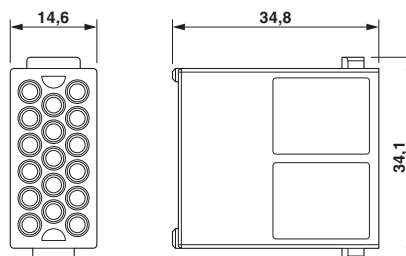
China RoHS	Environmentally friendly use period: unlimited = EFUP-e
	No hazardous substances above threshold values

Drawings

Schematic diagram



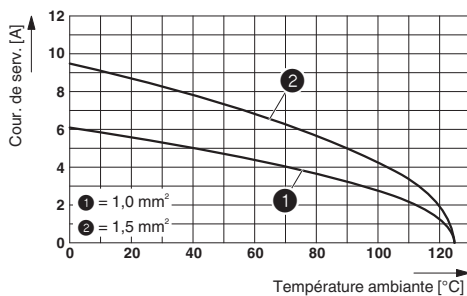
Dimensional drawing



Connector pin assignment, connection side

Contact insert module - HC-M-17-CT-M - 1414356

Diagram



Derating diagram (6 modules in HC-B 24 housing)

Approvals

Approvals

Approvals

UL Recognized / CSA / EAC / EAC

Ex Approvals

Approval details

UL Recognized		http://database.ul.com/cgi-bin/XYV/template/LISEXT/1FRAME/index.htm	E118976
mm²/AWG/kcmil	14		
Nominal current I _N	14 A		
Nominal voltage U _N	160 V		

CSA		http://www.csagroup.org/services-industries/product-listing/	13631
mm²/AWG/kcmil	14		
Nominal current I _N	10 A		
Nominal voltage U _N	160 V		

EAC		RU C- DE.AI30.B.01102	
-----	--	--------------------------	--

Contact insert module - HC-M-17-CT-M - 1414356

Approvals

EAC



RU C-
DE.AI30.B.01102

Phoenix Contact 2018 © - all rights reserved
<http://www.phoenixcontact.com>

PHOENIX CONTACT GmbH & Co. KG
Flachsmarktstr. 8
32825 Blomberg
Germany
Tel. +49 5235 300
Fax +49 5235 3 41200
<http://www.phoenixcontact.com>