
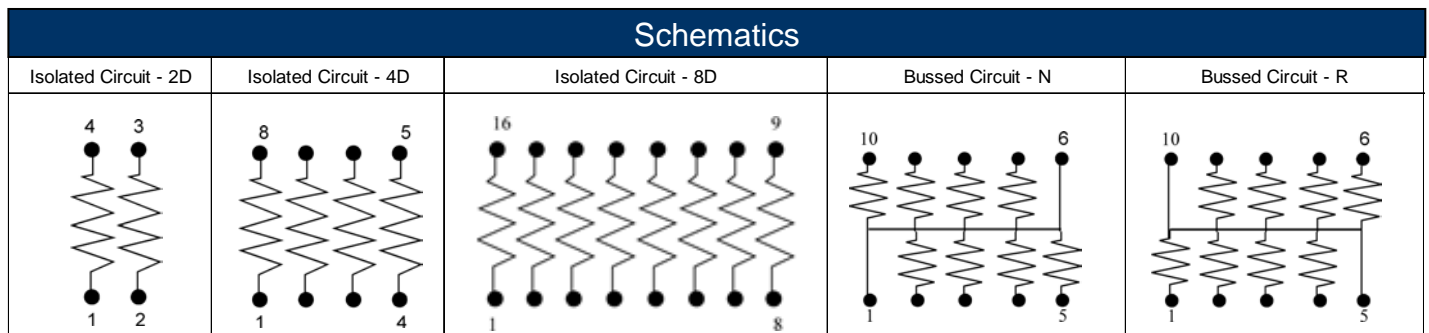


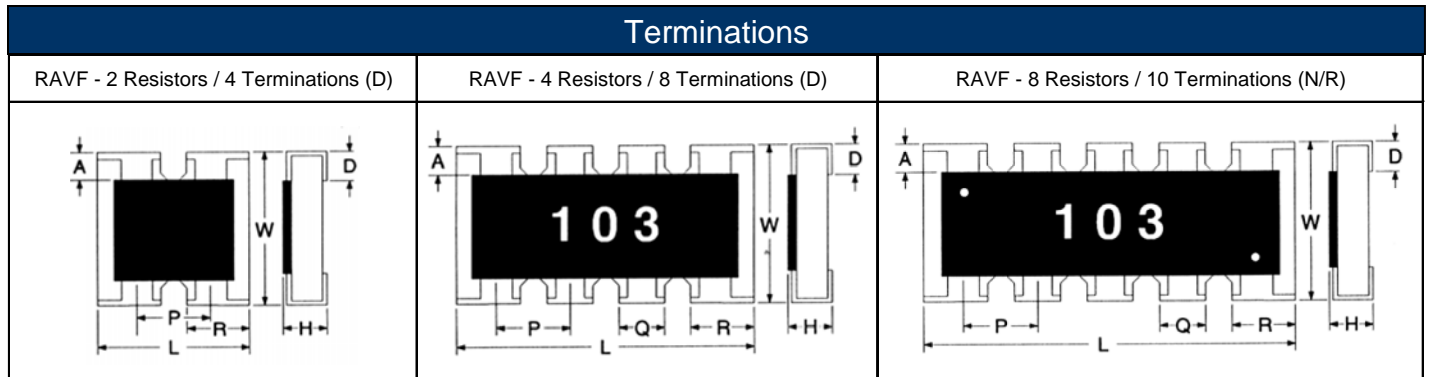
- Features:
- Thick film resistor element
  - Multiple circuit types available
  - Ideal SMD substitute for leaded networks
  - RoHS compliant and halogen free
  - Auto-placement capability
  - Square corner construction standard
  - Zero ohm jumper available
  - RAVF 324D is standard with scalloped corner
  - Styles 102D, 104D and 164D are qualified to AEC-Q200



Electrical Specifications								
Type / Code / # of Elements / Circuit Type	Power Rating (per element) @ 70°C	Power Rating (Entire Array) @ 70°C	Maximum Working Voltage <sup>(1)</sup>	Maximum Overload Voltage	Resistance Temperature Coefficient	Ohmic Range (Ω) and Tolerance		
						1%	2%	5%
RAVF052D	0.031W	0.063W	12.5V	25V	±500 ppm/°C ±300 ppm/°C ±200 ppm/°C	-	3 - 10 10.1 - 1K 1.01K - 1M	
RAVF102D	0.063W	0.125W	25V	50V	±300 ppm/°C ±200 ppm/°C	-	1 - 10 10 - 1M	
RAVF104D	0.063W	0.250W	25V	50V	±300 ppm/°C ±200 ppm/°C	-	1 - 10 10 - 1M	
RAVF162D	0.063W	0.125W	50V	100V	±200 ppm/°C	10 - 1M	1 - 10M	
RAVF164D	0.063W	0.250W	50V	100V	±200 ppm/°C	10 - 1M	1 - 10M	
RAVF168D	0.063W	0.500W	25V	50V	±250 ppm/°C ±200 ppm/°C	- 10 - 1M	1 - 1M -	
RAVF324D	0.125W	0.250W	200V	400V	±200 ppm/°C	22 - 1M	10 - 1M	
RAVF328N	0.063W	0.500W	25V	50V	±200 ppm/°C	-	22 - 1M	
RAVF328R	0.063W	0.500W	25V	50V	±200 ppm/°C	-	22 - 1M	

(1) Lesser of  $\sqrt{P \cdot R}$  or maximum working voltage.

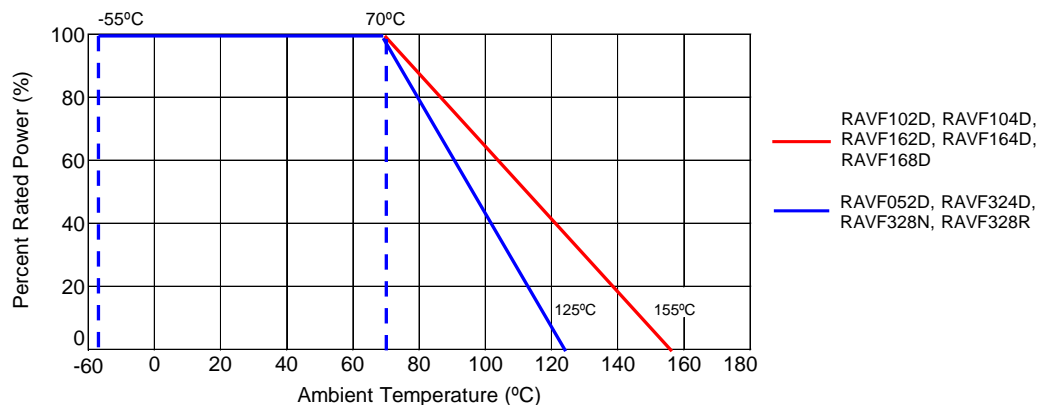




Mechanical Specifications									
Type / Code / # of Elements / Circuit Type	L Body Length	W Body Width	H Body Height	P Element Spacing	Q Termination Width	R Termination Width	D Bottom Termination	A Top Termination	Unit
RAVF052D	0.031 ± 0.004 0.80 ± 0.10	0.024 ± 0.004 0.60 ± 0.10	0.012 ± 0.002 0.30 ± 0.05	0.020 ± 0.006 0.50 ± 0.15	- -	0.014 ± 0.004 0.35 ± 0.10	0.006 ± 0.002 0.15 ± 0.05	0.006 ± 0.004 0.15 ± 0.10	Inches mm
RAVF102D	0.039 ± 0.004 1.00 ± 0.10	0.039 ± 0.004 1.00 ± 0.10	0.014 ± 0.004 0.35 ± 0.10	0.026 ± 0.002 0.65 ± 0.05	- -	0.013 ± 0.002 0.33 ± 0.05	0.010 ± 0.002 0.25 ± 0.05	0.006 ± 0.004 0.15 ± 0.10	Inches mm
RAVF104D	0.079 ± 0.008 2.00 ± 0.20	0.039 ± 0.006 1.00 ± 0.15	0.014 ± 0.006 0.35 ± 0.15	0.020 ± 0.006 0.50 ± 0.15	0.012 ± 0.004 0.30 ± 0.10	0.016 ± 0.004 0.40 ± 0.10	0.010 ± 0.004 0.25 ± 0.10	0.008 ± 0.004 0.20 ± 0.10	Inches mm
RAVF162D	0.063 ± 0.006 1.60 ± 0.15	0.063 ± 0.006 1.60 ± 0.15	0.020 ± 0.006 0.50 ± 0.15	0.031 ± 0.002 0.80 ± 0.05	- -	0.024 ± 0.006 0.60 ± 0.15	0.012 ± 0.006 0.30 ± 0.15	0.012 ± 0.006 0.30 ± 0.15	Inches mm
RAVF164D	0.126 ± 0.008 3.20 ± 0.20	0.063 ± 0.008 1.60 ± 0.20	0.020 ± 0.004 0.50 ± 0.10	0.031 ± 0.002 0.80 ± 0.05	0.020 ± 0.004 0.50 ± 0.10	0.026 ± 0.004 0.65 ± 0.10	0.012 ± 0.006 0.30 ± 0.15	0.012 ± 0.008 0.30 ± 0.20	Inches mm
RAVF168D	0.157 ± 0.008 4.00 ± 0.20	0.063 ± 0.006 1.60 ± 0.15	0.016 ± 0.004 0.40 ± 0.10	0.020 ± 0.006 0.50 ± 0.15	0.010 ± 0.004 0.25 ± 0.10	0.015 ± 0.004 0.38 ± 0.10	0.012 ± 0.008 0.30 ± 0.20	0.012 ± 0.008 0.30 ± 0.20	Inches mm
RAVF324D	0.200 ± 0.008 5.08 ± 0.20	0.122 ± 0.008 3.10 ± 0.20	0.022 ± 0.004 0.55 ± 0.10	0.050 ± 0.004 1.27 ± 0.10	0.031 ± 0.008 0.80 ± 0.20	- -	0.012 ± 0.008 0.30 ± 0.20	0.020 ± 0.008 0.50 ± 0.20	Inches mm
RAVF328N	0.126 ± 0.006 3.20 ± 0.15	0.063 ± 0.006 1.60 ± 0.15	0.022 ± 0.004 0.55 ± 0.10	0.025 ± 0.002 0.64 ± 0.05	0.013 ± 0.006 0.34 ± 0.15	0.019 ± 0.006 0.49 ± 0.15	0.010 ± 0.006 0.25 ± 0.15	0.012 ± 0.008 0.30 ± 0.20	Inches mm
RAVF328R	0.126 ± 0.006 3.20 ± 0.15	0.063 ± 0.006 1.60 ± 0.15	0.022 ± 0.004 0.55 ± 0.10	0.025 ± 0.002 0.64 ± 0.05	0.013 ± 0.006 0.34 ± 0.15	0.019 ± 0.006 0.49 ± 0.15	0.010 ± 0.006 0.25 ± 0.15	0.012 ± 0.008 0.30 ± 0.20	Inches mm

Performance Characteristics	
Test	Test Results (JIS C 5202)
Load Life in Moisture	±3%
Temperature cycle	±1%
Load Life	±3%
Resistance to Soldering heat	±1%
Terminal Adhesion	±1%
Short Time Overload	±2%

**Power Derating Curve:**



**RoHS Compliance**

Stackpole Electronics has joined the worldwide effort to reduce the amount of lead in electronic components and to meet the various regulatory requirements now prevalent, such as the European Union’s directive regarding “Restrictions on Hazardous Substances” (RoHS 2). As part of this ongoing program, we periodically update this document with the status regarding the availability of our compliant components. All our standard part numbers are compliant to EU Directive 2011/65/EU of the European Parliament.

RoHS Compliance Status						
Standard Product Series	Description	Package / Termination Type	Standard Series RoHS Compliant	Lead-Free Termination Composition	Lead-Free Mfg. Effective Date (Std Product Series)	Lead-Free Effective Date Code (YY/WW)
RAVF	Thick Film Surface Mount Chip Resistor Array Convex Terminations	SMD	YES(1)	100% Matte Sn over Ni	Jan-04 (Japan) Jul-04 (Taiwan)	04/01 04/27

Note (1): RoHS Compliant by means of exemption 7c-1.

**“Conflict Metals” Commitment**

We at Stackpole Electronics, Inc. are joined with our industry in opposing the use of metals mined in the “conflict region” of the Eastern Democratic Republic of the Congo (DRC) in our products. Recognizing that the supply chain for metals used in the electronics industry is very complex, we work closely with our own suppliers to verify to the extent possible that the materials and products we supply do not contain metals sourced from this conflict region. As such, we are in compliance with the requirements of Dodd-Frank Act regarding Conflict Minerals.

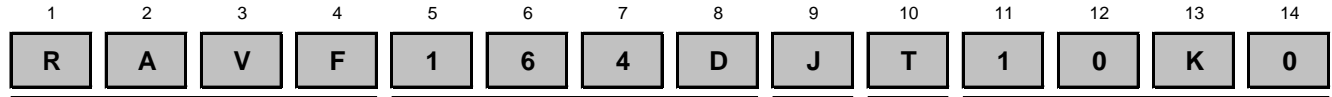
**Compliance to “REACH”**

We certify that all passive components supplied by Stackpole Electronics, Inc. are SVHC (Substances of Very High Concern) free and compliant with the requirements of EU Directive 1907/2006/EC, “The Registration, Evaluation, Authorization and Restriction of Chemicals”, otherwise referred to as REACH. Contact us for complete list of REACH Substance Candidate List.

**Environmental Policy**

It is the policy of Stackpole Electronics, Inc. (SEI) to protect the environment in all localities in which we operate. We continually strive to improve our effect on the environment. We observe all applicable laws and regulations regarding the protection of our environment and all requests related to the environment to which we have agreed. We are committed to the prevention of all forms of pollution.

**How to Order**



Product Series		Size	Power	Tolerance <sup>(1)</sup>			Packaging				Resistance Value
RAVF	Convex RoHS			Code	Tol	Value	Code	Description	Size	Quantity	
		052D	0.031W	F	1%	E24	T	Tape and Reel	052D, 102D, 104D	10,000	Four characters with the multiplier used as the decimal holder.  10 ohm = 10R0 10.2 Kohm = 10K2 1 Mohm = 1M00 Zero ohm jumper = 0R00
		102D	0.063W	G	2%				162D, 164D, 168D	5,000	
		104D	0.063W	J	5%				328N, 328R		
		162D	0.063W	Z	jumper				324D	4,000	
		164D	0.063W	<p>Note (1): 1% tolerance is available in E24 values only. E96 values are generally not available. Contact factory for details.</p>							
		168D	0.063W								
		324D	0.125W								
		328N	0.063W								
		328R	0.063W								

D = Isolated  
N = Bussed  
R = Bussed