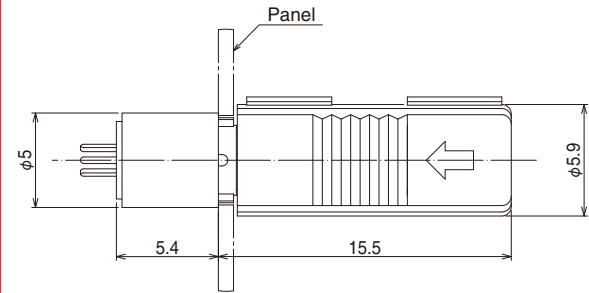


High Performance Microminiature Circular Connectors

SR38 Series



Mating Condition



■ Features

1. High density, microminiature design

- With a nominal outside diameter of 5.3mm, the SR38 is designed to save space and fits well in tight spaces.
- The simple lock is designed to resist external forces, such as vibration. Shielding function is also provided.

2. Simple wire installation

- The plug is easy to assemble and no special tools are required.
- The receptacle is a PCB dip type.

■ Product Specifications

Ratings	Rated Current	0.5A	Operating Temperature Range	-15 to 60°C
	Rated Voltage	AC30V, DC42V	Storage Temperature Range	-10 to 60°C

Items	Specifications	Conditions
1. Contact Resistance	30mΩ max.	Measured with DC 100mA
2. Insulation Resistance	100MΩ min.	Measured with DC 100V
3. Withstanding Voltage	No flashover or breakdown	AC 100V for 1 minute
4. Vibration Resistance	No electrical discontinuity of 10μs or greater	Tested 3 directions with 10 to 55Hz/cycle, vibration width 0.75mm, 2 hours each.
5. Shock	No electrical discontinuity of 10μs or greater	Tested 3 directions with acceleration 490m/s ² and duration 11ms, 3 times each.
6. Durability	Contact Resistance : 50mΩ max.	100 mating cycles
7. Temperature Cycles	Insulation Resistance : 100MΩ min.	-25°C : 30minutes ⇒ Ordinary temperature: 10 to 15minutes ⇒ 70°C : Left for 30minutes ⇒ Ordinary temperature: 10 to 15minutes, Total 5 cycles.
8. Humidity Resistance	Insulation resistance : 1MΩ min. (in high humidity) 10MΩ min. (after drying)	Left at temperature 40°C and humidity 90 to 95% for 96 hours.

■ Materials / Finish

Items	Materials	Finish	Remarks
Plug	Outer Case	Brass	Tin plated
		Polypropylene resin (Black)	-
	Insulator	PBT resin (Black)	-
	Male Contact	Phosphor bronze	Silver plating
Receptacle	Outer Shell	Brass	Nickel plating
		Phosphor bronze	Tin plated
	Insulator	PBT resin (Black)	-
	Female Contact	Phosphor bronze	Silver plating

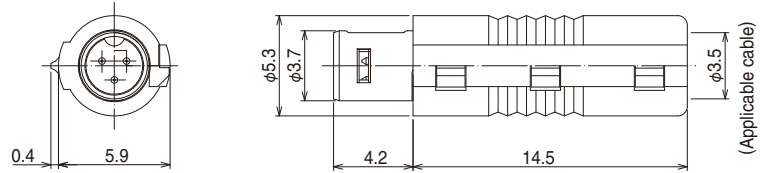
Product Number Structure

SR38 - 4 P - 3 P ()**

① ② ③ ④ ⑤ ⑥

① Model Name: SR38 Series
② Shell size: This describes the outer diameter of the case on the mating plug
③ Shell Type P: Plug R: Receptacle
④ No. of Contacts:
⑤ Contact Gender P: Male Contact S: Female contact
⑥ Other Specifications: A two digit number will denote specific product changes

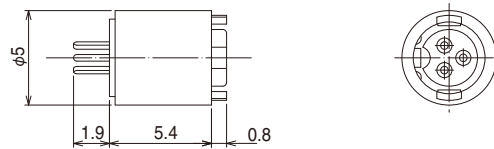
Plug



Part No.	HRS No.
SR38-4P-3P(71)	103-0372-2 71

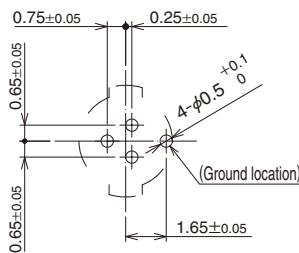
When this connector is assembled with the applicable cable, the clamp will perform well between 10 to 20N. If you plan on using cable other than the type we recommended, please check with your cable manufacturer to make sure it meets our requirements. This is especially important when the cable is being flexed as it may affect the performance of the connector.

Receptacle

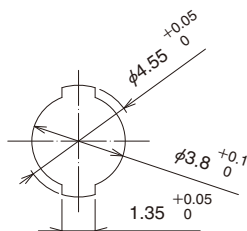


Part No.	HRS No.
SR38-4R-3S(71)	103-0373-5 71

Dip Post Arrangement and Panel Installation Dimensions



Dip Post Arrangement

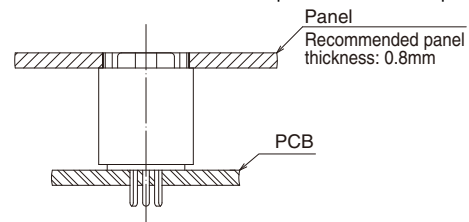


Panel Cutout

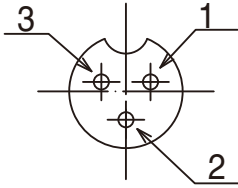
Installation of the Receptacle

As shown in the figure below, pinch the panel and PCB for fixation. Position the PCB, receptacle and panel together, as shown in the figure below.

Also, make sure no loads are applied to the contact dip. Make sure that no direct force is placed onto the receptacle.

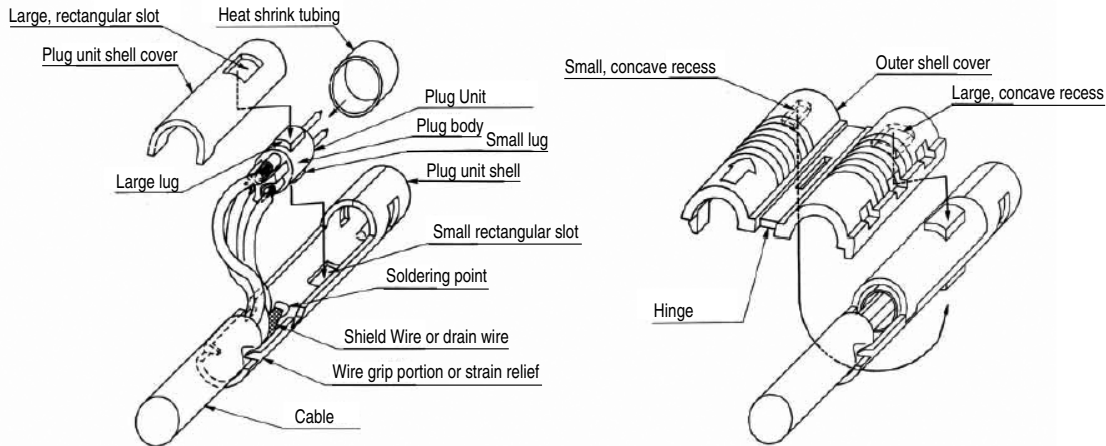


◆ Contact Arrangement



- Reference 1. This diagram displays a view of the receptacle from the mating side (plug termination side)
 2. The inner diameter of the solder pot is 0.5mm.

◆ Termination Procedure (Plug side)



1. Solder the prepared wires of the cable to the plug unit.
(When using a soldering iron, apply heat of no more than 280°C for a maximum of 3 seconds.)
2. Place the heat shrink tubing over the soldered termination area and apply heat. Make sure that the heat shrink tubing does not contact the plug body. Doing so will affect the diameter of the plug body causing it to not fit properly in the plug unit shell
3. Solder the shield or drain wire to the bottom of the connector shell as shown in the diagram.
4. Install the cable into the wire grip portion of the plug unit shell.
5. Install the large and small lugs of the of the plug unit into the matching rectangular slots in the shell. Then install the plug unit shell cover.
6. Match the corresponding large and small recesses on the outer shell cover with the large and small lug parts on the plug body. Then close the outer shell cover and snap shut.

USA:

HIROSE ELECTRIC (U.S.A.), INC. HEADQUARTERS

2300 Warrenville Road, Suite 150,
Downers Grove, Illinois 60515
Phone : +1-630-282-6700
<http://www.hirose.com/us/>

USA:

HIROSE ELECTRIC (U.S.A.), INC. SAN JOSE OFFICE

2841 Junction Ave, Suite 200
San Jose, Ca. 95134
Phone : +1-408-253-9640
Fax : +1-408-253-9641
<http://www.hirose.com/us/>

USA:

HIROSE ELECTRIC (U.S.A.), INC. DETROIT OFFICE (AUTOMOTIVE)

17197 N. Laurel Park Drive, Suite 253,
Livonia, MI 48152
Phone : +1-734-542-9963
Fax : +1-734-542-9964
<http://www.hirose.com/us/>

THE NETHERLANDS:

HIROSE ELECTRIC EUROPE B.V.

Hogehillweg #8 1101 CC Amsterdam Z-0
Phone : +31-20-6557460
Fax : +31-20-6557469
<http://www.hirose.com/eu/>

GERMANY:

HIROSE ELECTRIC EUROPE B.V. GERMAN BRANCH

Herzog-Carl-Strasse 4 D-73760 Ostfildern
(Scharnhauser Park)
Phone : +49-711-4560-02-1
Fax : +49-711-4560-02-299
<http://www.hirose.com/eu/>

GERMANY:

HIROSE ELECTRIC EUROPE B.V. NUERNBERG OFFICE

Muggenhofer Str. 136 90429 Nuernberg
Phone : +49-911 32 68 89 63
Fax : +49-911 32 68 89 69
<http://www.hirose.com/eu/>

GERMANY:

HIROSE ELECTRIC EUROPE B.V. HANOVER OFFICE

Bayernstr. 3, Haus C 30855 Langenhagen, Germany
Phone : +49-511 97 82 61 30
Fax : +49-511 97 82 61 35
<http://www.hirose.com/eu/>

FRANCE:

HIROSE ELECTRIC EUROPE B.V. PARIS OFFICE

Regus La Garenne Colombes, Place de La Belgique,
71 Boulevard National La Garenne Colombes, 92250, France
Phone : +33 (0) 1 7082 3170
Fax : +33 (1) 7082 3101
<http://www.hirose.com/eu/>

UNITED KINGDOM:

HIROSE ELECTRIC EUROPE BV (UK BRANCH)

4 Newton Court, Kelvin Drive, Knowlhill,
Milton Keynes, MK5 8NH
Phone : +44-1908 202050
Fax : +44-1908 202058
<http://www.hirose.com/eu/>

CHINA:

HIROSE ELECTRIC (SHANGHAI) CO., LTD.

1601, Henderson Metropolitan, NO.300, East Nanjing
Road, Huangpu District, Shanghai, China 200001
Phone : +86-21-6391-3355
Fax : +86-21-6391-3335
<http://www.hirose.com/cn/>

CHINA:

HIROSE ELECTRIC (SHANGHAI) CO.,LTD. BEIJING BRANCH

A1001, Ocean International Center, Building 56# East 4th
Ring Middle Road, ChaoYang District, Beijing, 100025
Phone : +86-10-5165-9332
Fax : +86-10-5908-1381
<http://www.hirose.com/cn/>

CHINA:

HIROSE ELECTRIC TECHNOLOGIES (SHENZHEN) CO., LTD.

Room 09-13, 19/F, Office Tower Shun Hing Square, Di Wang Commercial Centre,
5002 Shen Nan Dong Road, Shenzhen City, Guangdong Province, 518008
Phone : +86-755-8207-0851
Fax : +86-755-8207-0873
<http://www.hirose.com/cn/>

HONG KONG:

HIROSE ELECTRIC HONGKONG TRADING CO., LTD.

Room 1001, West Wing, Tsim Sha Tsui Centre, 66
Mody Road, Tsim Sha Tsui East, Kowloon, Hong Kong
Phone : +852-2803-5338
Fax : +852-2591-6560
<http://www.hirose.com/hk/>

TAIWAN:

HIROSE ELECTRIC TAIWAN CO., LTD.

103 8F, No.87, Zhengzhou Rd., Taipei
Phone : +886-2-2555-7377
Fax : +886-2-2555-7350
<http://www.hirose.com/tw/>

KOREA:

HIROSE KOREA CO., LTD.

250, Huimanggongwon-ro, Siheung-si,
Gyeonggi-do, Korea, 429-849
Phone : +82-31-496-7000,7124
Fax : +82-31-496-7100
<http://www.hirose.co.kr/>

SINGAPORE:

HIROSE ELECTRIC SINGAPORE PTE. LTD.

10 Anson Road #26-16, International Plaza
079903, Singapore
Phone : +65-6324-6113
Fax : +65-6324-6123
<http://www.hirose.com/sg/>

INDIA:

HIROSE ELECTRIC SINGAPORE PTE. LTD. DELHI LIAISON OFFICE

Office NO.519, Regus-Green Boulevard, Level5, Tower C,
Sec62, Plot B-9A, Block B, Noida, 201301, Uttar Pradesh, India
Phone : +91-12-660-8018
Fax : +91-120-4804949
<http://www.hirose.com/sg/>

INDIA:

HIROSE ELECTRIC SINGAPORE PTE. LTD. BANGALORE LIAISON OFFICE

Unit No-403, 4th Floor, No-84, Barton Centre, Mahatma
Gandhi (MG) Road, Bangalore 560 001, Karnataka, India
Phone : +91-80-4120 1907
Fax : +91-80-4120 9908
<http://www.hirose.com/sg/>

MALAYSIA:

HIROSE ELECTRIC MALAYSIA PTE. LTD.

1-10-07, Suntech @ Penang Cybercity (1164),Lintang
Mayang Pasir 3,11950, Bayan Baru, Penang, Malaysia.
Phone : +604-619-2564
Fax : +604-619-2574
<http://www.hirose.com/sg/>

THAILAND:

BANGKOK OFFICE (REPRESENTATIVE OFFICE)

Unit 4703, 47th FL., 1 Empire Tower, South Sathorn
Road, Yannawa, Sathorn, Bangkok 10120 Thailand
Phone : +66-2-686-1255
Fax : +66-2-686-3433
<http://www.hirose.com/sg/>



HIROSE ELECTRIC CO.,LTD.

2-6-3,Nakagawa Chuoh,Tsuzuki-Ku,Yokohama-Shi 224-8540,JAPAN
TEL: +81-45-620-3526 Fax: +81-45-591-3726
<http://www.hirose.com>
<http://www.hirose-connectors.com>