


**Description**

- Surface mount temperature compensated voltage controlled oscillator (TCVCXO) providing a high degree of frequency stability over a wide temperature range in a hermetically sealed ceramic package
- Model CFPT-126
- Model Issue number 5

**Frequency Parameters**

- Frequency 26.0MHz
- Frequency Stability  $\pm 0.50\text{ppm}$
- Operating Temperature Range  $-40.00$  to  $85.00^\circ\text{C}$
- Ageing  $\pm 1\text{ppm}$  typical in 1st year @  $25^\circ\text{C}$

**Electrical Parameters**

- Supply Voltage  $3.3\text{V} \pm 5\%$
- Current Draw (Typical):  $3\text{mA}$  @  $20\text{MHz}$
- Supply Voltage Variation:  
 $<30\text{MHz} \pm 0.3\text{ppm}$   
 $30\text{MHz to } 40\text{MHz} \pm 0.4\text{ppm}$
- Load Variation:  $\pm 0.2\text{ppm}$  (@  $15\text{pF} \pm 10\%$ )  
 After Reflow:  $\pm 1.0\text{ppm}$

**Frequency Adjustment**

- Pulling  $\pm 5\text{ppm}$  min
- Control Voltage  $1.65\text{V} \pm 1.0\text{V}$

**Output Details**

- Output Compatibility HCMOS
- Drive Capability  $15\text{pF}$  nom
- Rise and Fall Time  $8.0\text{ns}$  max
- Duty Cycle  $45/55\%$

**Environmental Parameters**

- Shock: IEC 60068-2-27, Test Ea:  $980\text{m/s}^2$  acceleration for  $6\text{ms}$ , 3 shocks in each of 3 mutually perpendicular planes
- Vibration: IEC 60068-2-6, Test Fc, Procedure B4:  $10\text{Hz}$ - $60\text{Hz}$   $1.5\text{mm}$  displacement,  $60$ - $2000\text{Hz}$  at  $98.1\text{m/s}^2$ ,  $30\text{mins}$  in 3 mutually perpendicular planes at  $1$  oct/min
- Solderability: MIL-STD-202, Method 208, Category 3
- Storage Temperature Range:  $-55$  to  $125^\circ\text{C}$

**Manufacturing Details**

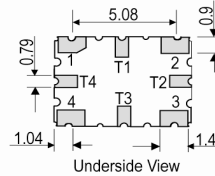
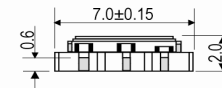
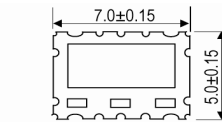
- Soldering: Suitable for Convection Reflow soldering. Peak temperature  $260^\circ\text{C}$ ,  $60\text{sec}$  max above  $220^\circ\text{C}$
- Washing: Able to withstand aqueous washing

**Compliance**

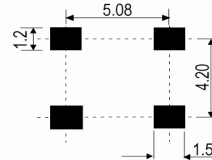
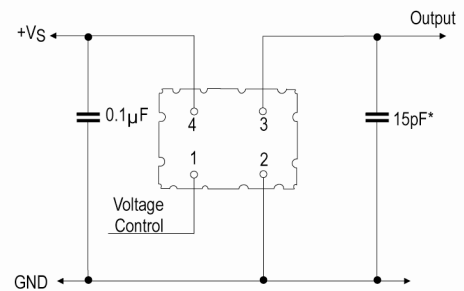
- RoHS Status (2011/65/EU) Compliant
- REACH Status Compliant
- MSL Rating (JDEC-STD-033): 1

**Packaging Details**

- Pack Style: Bulk Loose in bulk pack
- Pack Size:  $100$
- *Alternative packing option available*


**Outline (mm)**


- Pad Connections
1. Voltage Control
  2. GND
  3. Output
  4. +Vs
- T1, T2, T3, T4,  
Do Not Connect

**Solder Pad Layout**

**Test Circuit**


\* Inclusive of probe and jig capacitance

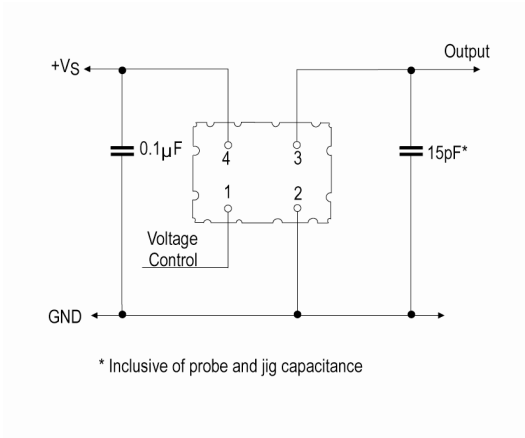
**Sales Office Contact Details:**

UK: +44 (0)1460 270200  
 Germany: 0800 1808 443

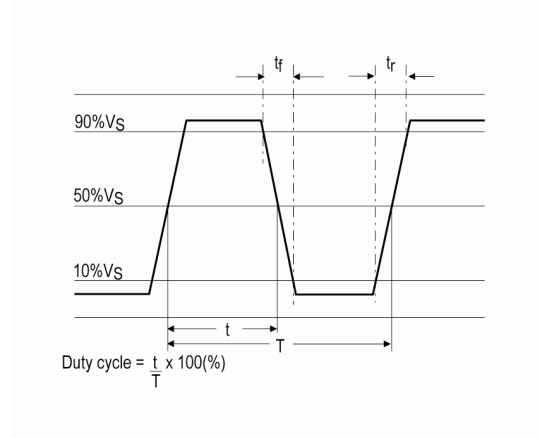
France: 0800 901 383  
 USA: +1.760.318.2824

Email: [info@iqdfrequencyproducts.com](mailto:info@iqdfrequencyproducts.com)  
 Web: [www.iqdfrequencyproducts.com](http://www.iqdfrequencyproducts.com)

**Test Circuit**



**Wave Form**



**Sales Office Contact Details:**

UK: +44 (0)1460 270200  
 Germany: 0800 1808 443

France: 0800 901 383  
 USA: +1.760.318.2824

Email: [info@iqdfrequencyproducts.com](mailto:info@iqdfrequencyproducts.com)  
 Web: [www.iqdfrequencyproducts.com](http://www.iqdfrequencyproducts.com)