




STEVAL-CCA013V1

Mono Class-D audio amplifier with power analog switch demonstration board based on the TS4961T

Data brief

Features

- Power supply range: 2.4 V to 4.3 V
- Audio amplifier standby mode active low
- Ultra high-off-isolation on analog switch: -80 dB typical
- Output power: 1.6 W at 4.2 V into 4 W with 1% THD+N maximum
- Adjustable gain via external resistors
- Low current consumption 2 mA at 3 V
- Efficiency: 88% typical
- Signal-to-noise ratio: 85 dB typical
- PSRR: 63 dB typical at 217 Hz with 6 dB gain
- Thermal shutdown protection
- Break before make delay switching time
- QFN16 package 3mm x 3mm, 450 μ m pitch



STEVAL-CCA013V1

Description

This demonstration board is designed to evaluate the TS4961T1, a mono Class-D speaker driver with power audio switch, dedicated to high audio performances and space-constrained applications.

The chip has two functions: the first is an audio Class-D amplifier, and the second is a dual-power analog switch.

Both functions can be used separately (for two different audio channels) or together (to connect two audio sources to one speaker).

Thanks to the output configuration possibilities, the power supply pins, the I/O pins and the standby pins are separated.

It is also possible to control both switches separately.

The TS4961T device is soldered on the two-layer PCB. Both functions previously mentioned can be evaluated separately or together through connectors on the demonstration board.

1 Circuit schematics and BOM list

Figure 1. Schematic diagram

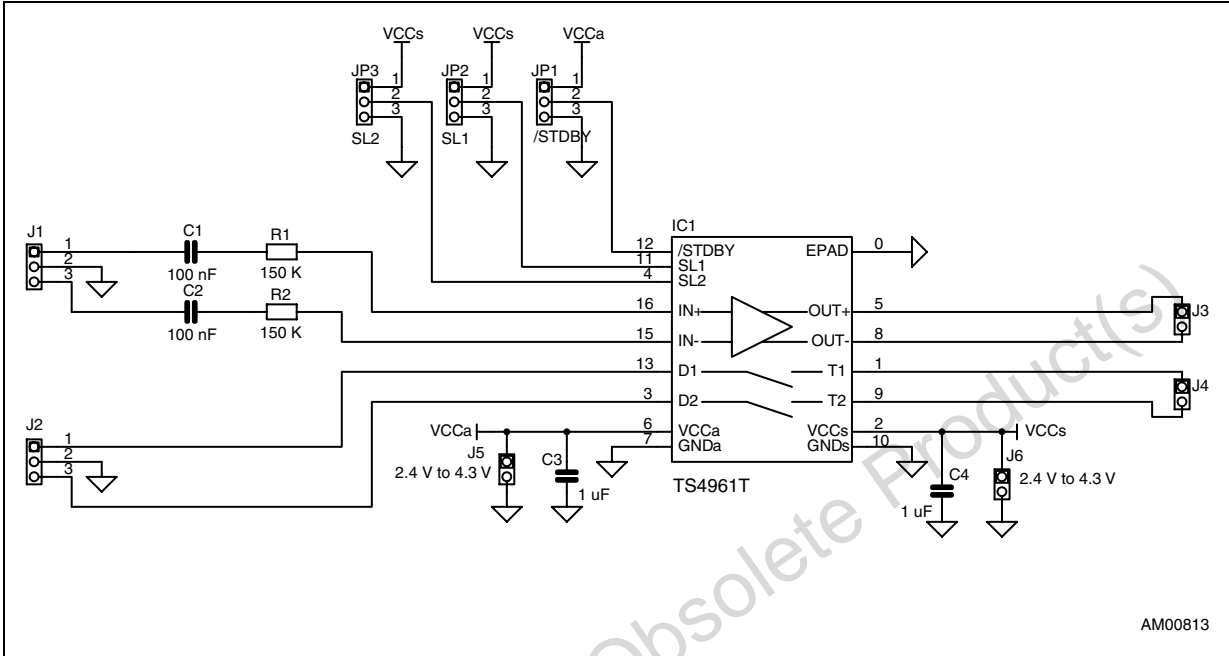


Table 1. Component list for the demonstration board

Name	Quantity	Description
C1, C2	2	100 nF/50 V X7R, +/-10 %, SMD ceramic capacitors, 0603
C3, C4	2	1 µF/10 V X5R, +/-10 %, SMD ceramic capacitors 0603
R1, R2	2	150 K/1 %, 0.063 W, SMD resistors, 0603
J3, J4, J5, J6	4	2-pin header 2.54 mm pitch
J1, J2, JP1, JP2, JP3	5	3-pin header 2.54 mm pitch
IC1	1	TS4961TIQT

2 Demonstration board layout

The following figures show the layers and the top view of the evaluation board.

Figure 2. PCB top overlay

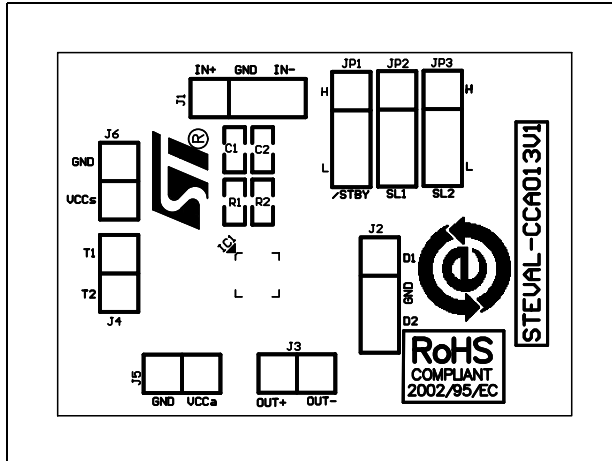


Figure 3. PCB top layer

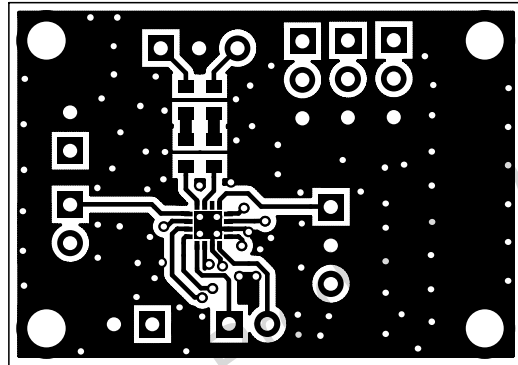


Figure 4. PCB bottom overlay

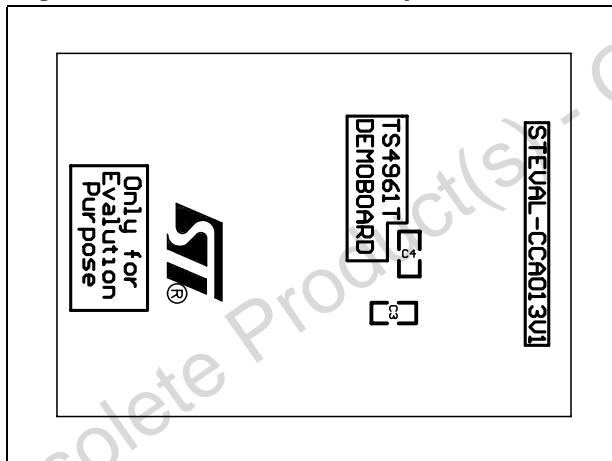



Figure 5. PCB bottom layer



3 Revision history

Table 2. Document revision history

Date	Revision	Changes
04-Jun-2009	1	Initial release.

Obsolete Product(s) - Obsolete Product(s)

Please Read Carefully:

Information in this document is provided solely in connection with ST products. STMicroelectronics NV and its subsidiaries ("ST") reserve the right to make changes, corrections, modifications or improvements, to this document, and the products and services described herein at any time, without notice.

All ST products are sold pursuant to ST's terms and conditions of sale.

Purchasers are solely responsible for the choice, selection and use of the ST products and services described herein, and ST assumes no liability whatsoever relating to the choice, selection or use of the ST products and services described herein.

No license, express or implied, by estoppel or otherwise, to any intellectual property rights is granted under this document. If any part of this document refers to any third party products or services it shall not be deemed a license grant by ST for the use of such third party products or services, or any intellectual property contained therein or considered as a warranty covering the use in any manner whatsoever of such third party products or services or any intellectual property contained therein.

UNLESS OTHERWISE SET FORTH IN ST'S TERMS AND CONDITIONS OF SALE ST DISCLAIMS ANY EXPRESS OR IMPLIED WARRANTY WITH RESPECT TO THE USE AND/OR SALE OF ST PRODUCTS INCLUDING WITHOUT LIMITATION IMPLIED WARRANTIES OF MERCHANTABILITY, FITNESS FOR A PARTICULAR PURPOSE (AND THEIR EQUIVALENTS UNDER THE LAWS OF ANY JURISDICTION), OR INFRINGEMENT OF ANY PATENT, COPYRIGHT OR OTHER INTELLECTUAL PROPERTY RIGHT.

UNLESS EXPRESSLY APPROVED IN WRITING BY AN AUTHORIZED ST REPRESENTATIVE, ST PRODUCTS ARE NOT RECOMMENDED, AUTHORIZED OR WARRANTED FOR USE IN MILITARY, AIR CRAFT, SPACE, LIFE SAVING, OR LIFE SUSTAINING APPLICATIONS, NOR IN PRODUCTS OR SYSTEMS WHERE FAILURE OR MALFUNCTION MAY RESULT IN PERSONAL INJURY, DEATH, OR SEVERE PROPERTY OR ENVIRONMENTAL DAMAGE. ST PRODUCTS WHICH ARE NOT SPECIFIED AS "AUTOMOTIVE GRADE" MAY ONLY BE USED IN AUTOMOTIVE APPLICATIONS AT USER'S OWN RISK.

Resale of ST products with provisions different from the statements and/or technical features set forth in this document shall immediately void any warranty granted by ST for the ST product or service described herein and shall not create or extend in any manner whatsoever, any liability of ST.

ST and the ST logo are trademarks or registered trademarks of ST in various countries.

Information in this document supersedes and replaces all information previously supplied.

The ST logo is a registered trademark of STMicroelectronics. All other names are the property of their respective owners.

© 2009 STMicroelectronics - All rights reserved

STMicroelectronics group of companies

Australia - Belgium - Brazil - Canada - China - Czech Republic - Finland - France - Germany - Hong Kong - India - Israel - Italy - Japan - Malaysia - Malta - Morocco - Philippines - Singapore - Spain - Sweden - Switzerland - United Kingdom - United States of America

www.st.com