



STEVAL-PCC010V2

Ethernet with ST802RT1A and STM32F207 demonstration board

Data brief


Features

ST802RT1A Ethernet PHY demonstration board:

- ST802RT1A Fast Ethernet physical layer transceiver
- Onboard 3.3 V LDO regulator
- Onboard 25 MHz crystal
- 12 jumpers for boot-strap configuration (MII address, auto-negotiation, loopback, power down, and MII/RMII configuration)
- Several GND test points and jumpers for power consumption measurement
- Connectors
 - 20-pin full pitch header connector for debug purposes (compatible with the STM32F207 controller board)
 - RJ45 connector with embedded transformer
 - 40-pin connector footprint compatible with the spirent communications SmartBits 200/2000 (SMB-200/ SMB-2000) analysis system (connector is not assembled)

STM32F207 controller demonstration board:

- STM32F207 Connectivity Line Cortex-m3 based microcontroller with embedded Ethernet MAC
- Onboard 3.3 V LDO regulator
- Onboard 25 MHz crystal
- Reset button, power LED, general-purpose button, and two LEDs
- Connectors:
 - 20-pin full pitch header connector for debug purposes and compatibility with the ST802RT1A demonstration board
 - 20-pin JTAG connector
 - Additional general purpose 20-pin full pitch header connector
 - USB device connector (+5 V0 Power supply)



- RoHS compliant

Description

The STEVAL-PCC010V2 demonstration board is an evolution of the STEVAL-PCC010V1 and was designed to allow evaluation of the ST802RT1A, Fast Ethernet physical layer (PHY) interface supporting 100BASE-TX and 10BASE-T applications.

The PHY provides a media independent interface (MII) and reduced media independent interface (RMII) for easy attachment to a 10/100 media access controllers (MAC).

Many jumpers, test points, and connectors on the demonstration board enable to test the features provided by the ST802RT1A Ethernet PHY. An additional header connector allows connection to the STM32F207 controller demonstration board for an immediate evaluation of the complete application – microcontroller and the physical layer.

The controller board is pre-flashed with a web server demo.

The STM32F207 controller demonstration board is part of the STEVAL-PCC010V2 package delivery.

Figure 1. Schematic 1/4

Figure 1. Schematic 1/4

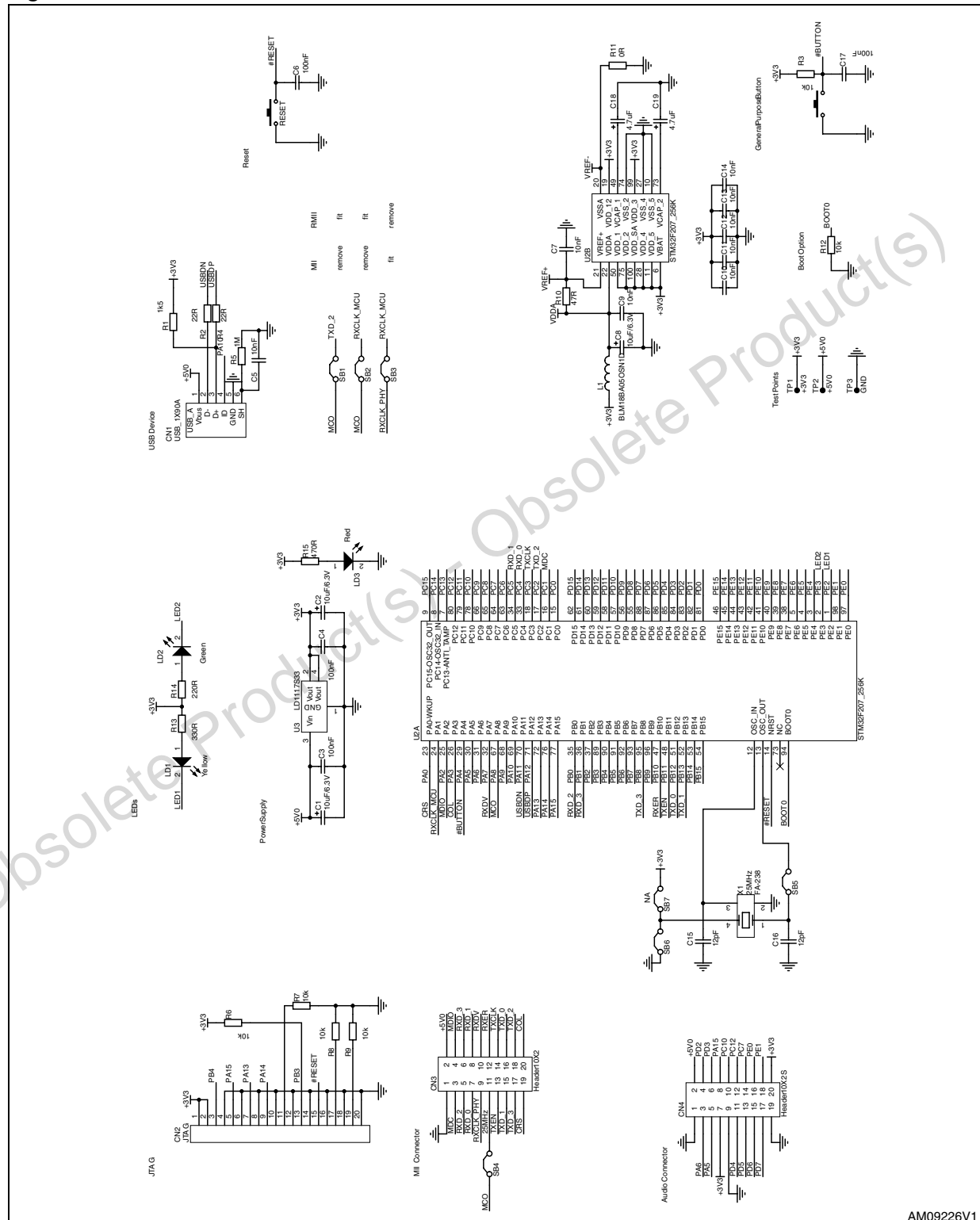
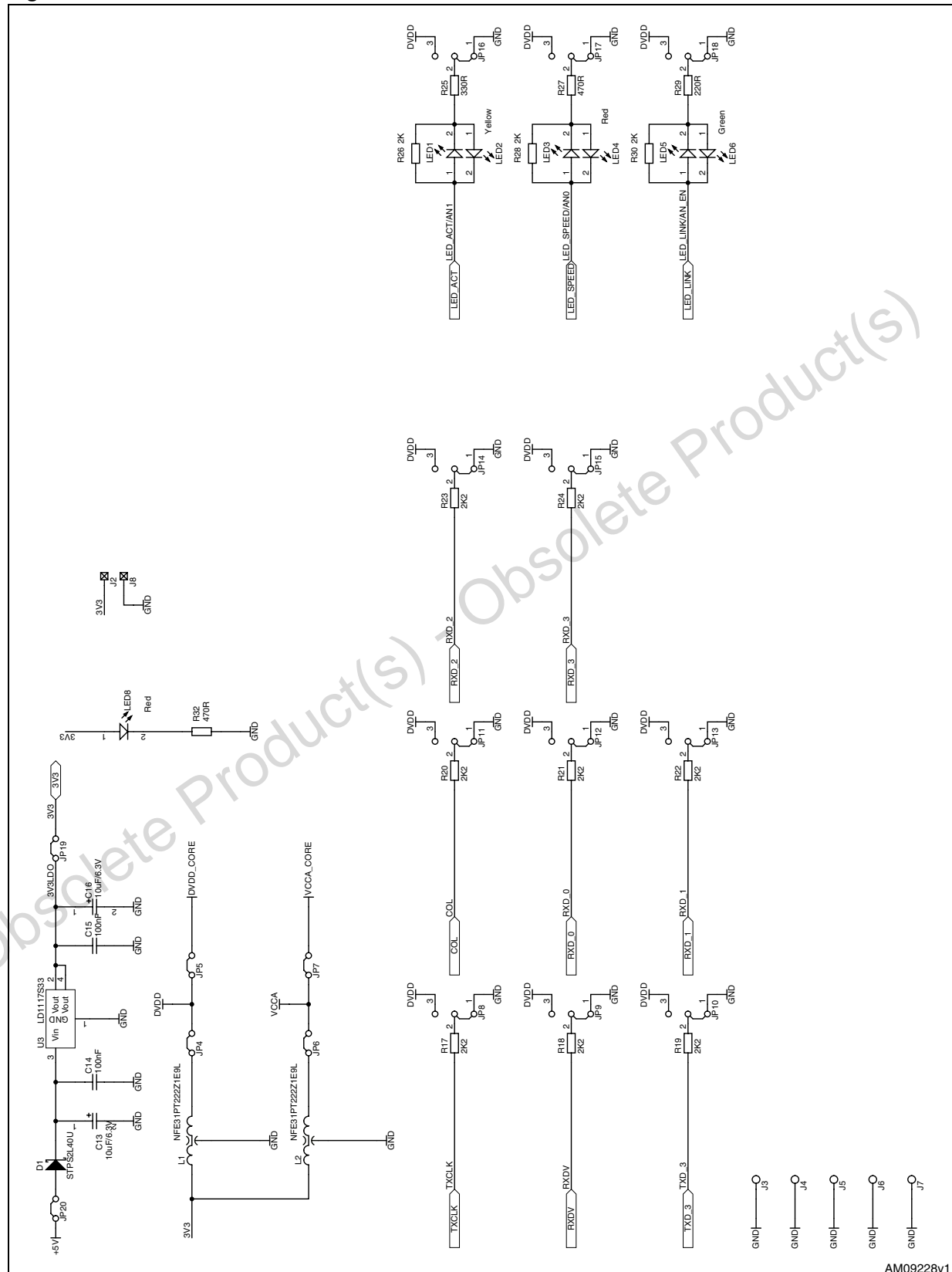
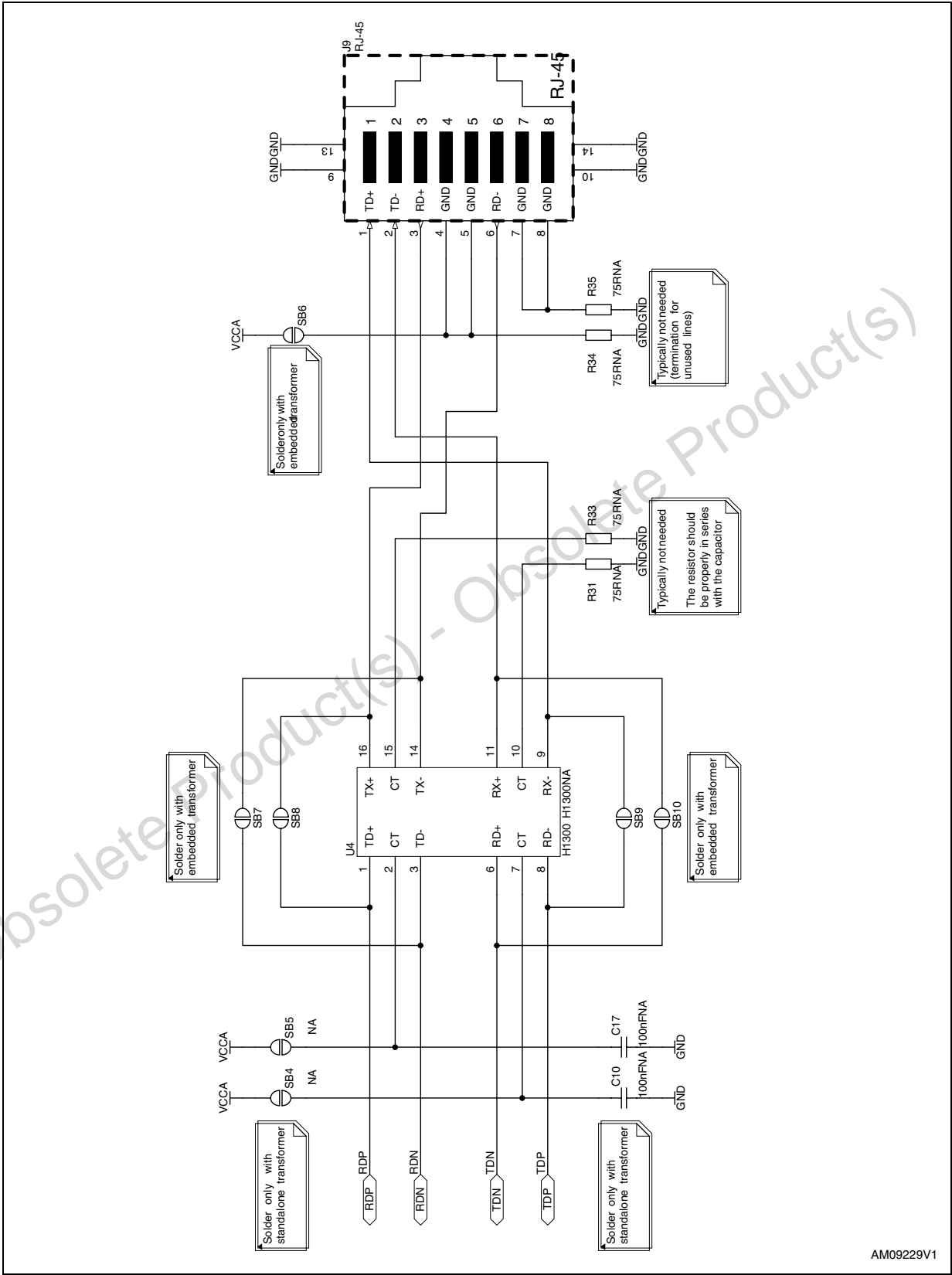


Figure 3. Schematic circuit 3/4



AM09228v1

Figure 4. Schematic circuit 4/4



AM09229V1

2 Revision history

Table 1. Document revision history

Date	Revision	Changes
23-Feb-2011	1	Initial release.

Obsolete Product(s) - Obsolete Product(s)

Please Read Carefully:

Information in this document is provided solely in connection with ST products. STMicroelectronics NV and its subsidiaries ("ST") reserve the right to make changes, corrections, modifications or improvements, to this document, and the products and services described herein at any time, without notice.

All ST products are sold pursuant to ST's terms and conditions of sale.

Purchasers are solely responsible for the choice, selection and use of the ST products and services described herein, and ST assumes no liability whatsoever relating to the choice, selection or use of the ST products and services described herein.

No license, express or implied, by estoppel or otherwise, to any intellectual property rights is granted under this document. If any part of this document refers to any third party products or services it shall not be deemed a license grant by ST for the use of such third party products or services, or any intellectual property contained therein or considered as a warranty covering the use in any manner whatsoever of such third party products or services or any intellectual property contained therein.

UNLESS OTHERWISE SET FORTH IN ST'S TERMS AND CONDITIONS OF SALE ST DISCLAIMS ANY EXPRESS OR IMPLIED WARRANTY WITH RESPECT TO THE USE AND/OR SALE OF ST PRODUCTS INCLUDING WITHOUT LIMITATION IMPLIED WARRANTIES OF MERCHANTABILITY, FITNESS FOR A PARTICULAR PURPOSE (AND THEIR EQUIVALENTS UNDER THE LAWS OF ANY JURISDICTION), OR INFRINGEMENT OF ANY PATENT, COPYRIGHT OR OTHER INTELLECTUAL PROPERTY RIGHT.

UNLESS EXPRESSLY APPROVED IN WRITING BY AN AUTHORIZED ST REPRESENTATIVE, ST PRODUCTS ARE NOT RECOMMENDED, AUTHORIZED OR WARRANTED FOR USE IN MILITARY, AIR CRAFT, SPACE, LIFE SAVING, OR LIFE SUSTAINING APPLICATIONS, NOR IN PRODUCTS OR SYSTEMS WHERE FAILURE OR MALFUNCTION MAY RESULT IN PERSONAL INJURY, DEATH, OR SEVERE PROPERTY OR ENVIRONMENTAL DAMAGE. ST PRODUCTS WHICH ARE NOT SPECIFIED AS "AUTOMOTIVE GRADE" MAY ONLY BE USED IN AUTOMOTIVE APPLICATIONS AT USER'S OWN RISK.

Resale of ST products with provisions different from the statements and/or technical features set forth in this document shall immediately void any warranty granted by ST for the ST product or service described herein and shall not create or extend in any manner whatsoever, any liability of ST.

ST and the ST logo are trademarks or registered trademarks of ST in various countries.

Information in this document supersedes and replaces all information previously supplied.

The ST logo is a registered trademark of STMicroelectronics. All other names are the property of their respective owners.

© 2011 STMicroelectronics - All rights reserved

STMicroelectronics group of companies

Australia - Belgium - Brazil - Canada - China - Czech Republic - Finland - France - Germany - Hong Kong - India - Israel - Italy - Japan - Malaysia - Malta - Morocco - Philippines - Singapore - Spain - Sweden - Switzerland - United Kingdom - United States of America

www.st.com