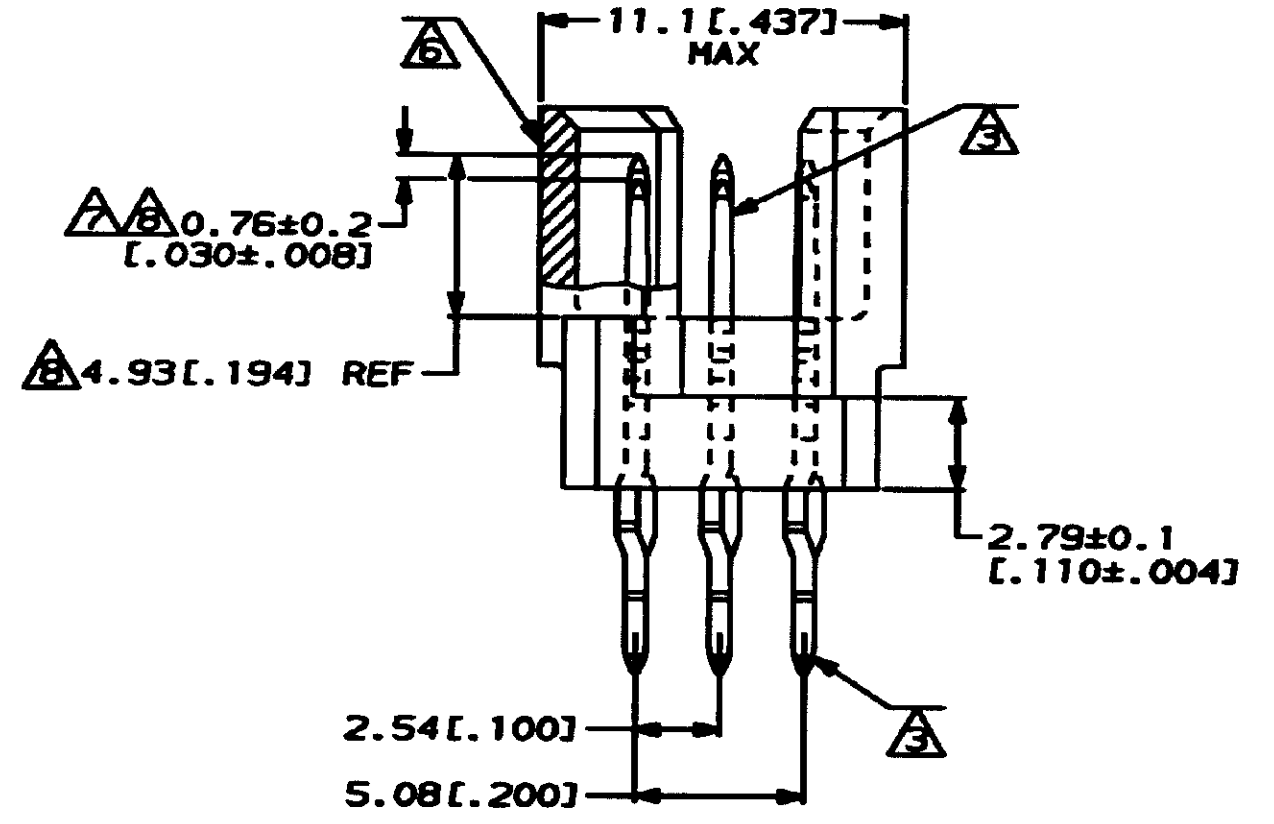
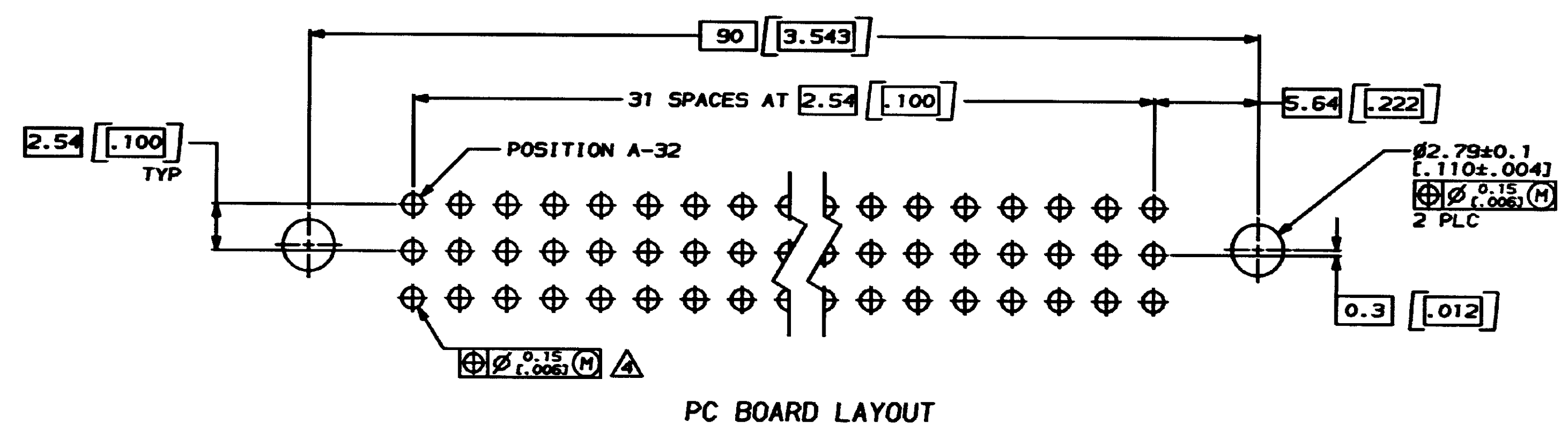
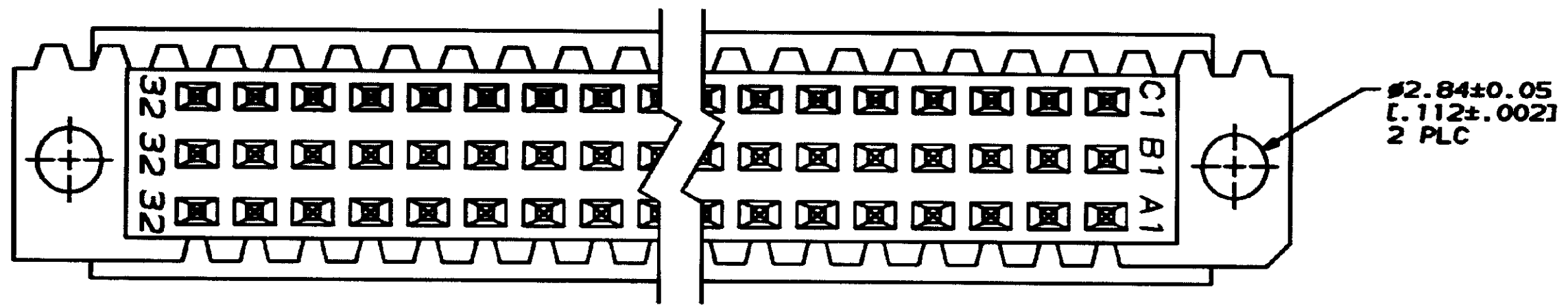
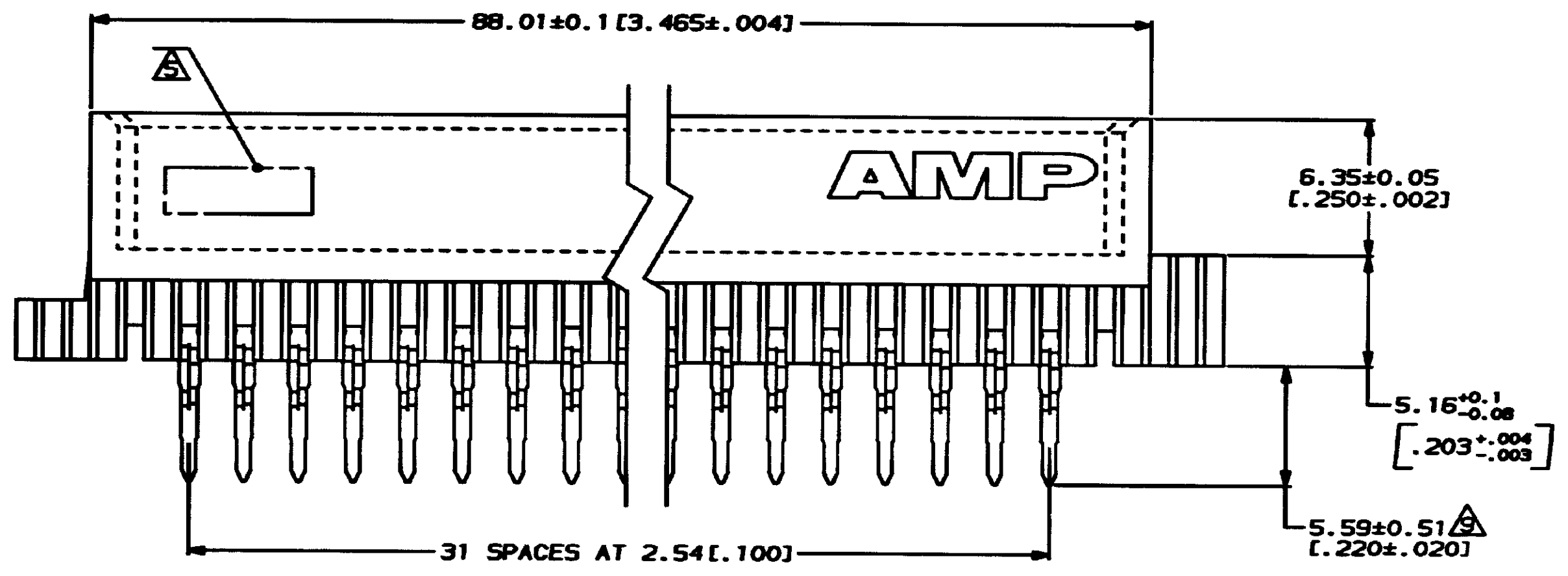
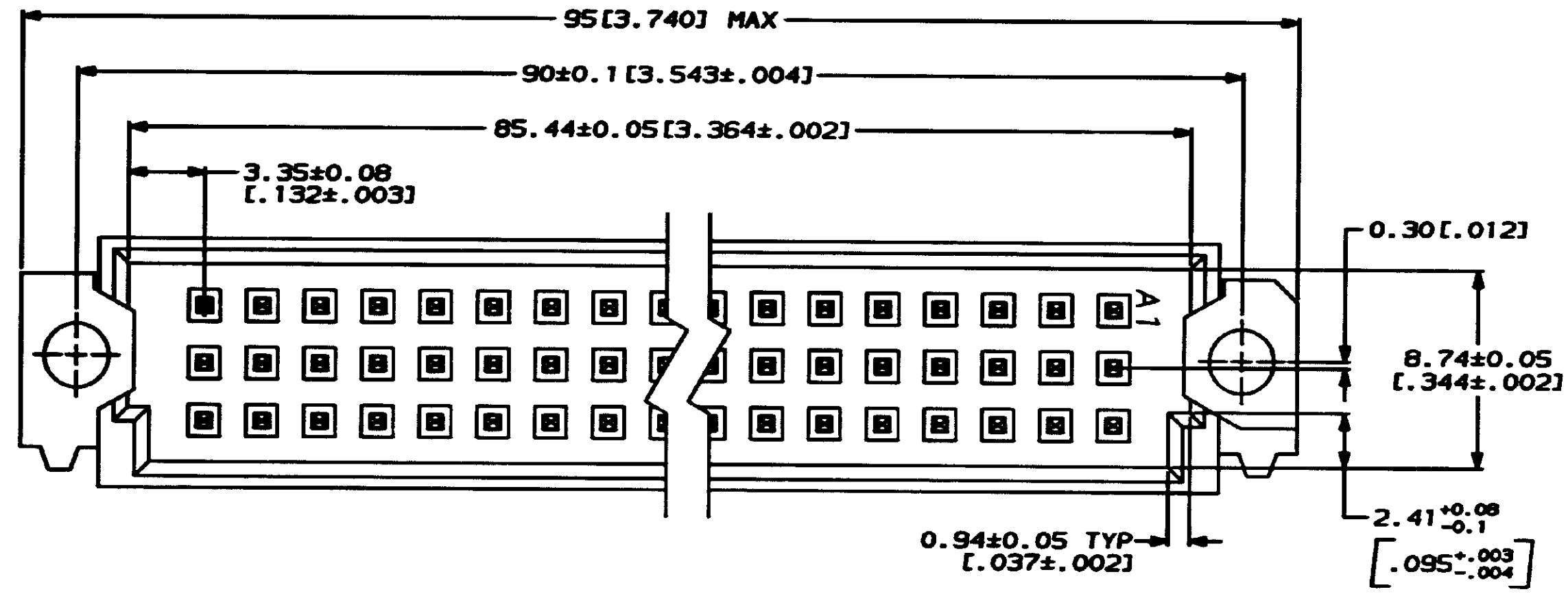


REV. NO.		DATE		DESCRIPTION		DATE	APP'D
AD	25			0	DRAWN, WAS 94-6192-028-1	-	-



- ▲ HOUSING MATERIAL: GLASS-FILLED POLYESTER. COLOR: GRAY.
- ▲ POST MATERIAL: PHOSPHOR BRONZE.
- ▲ POST FINISH: DIN 41612 CLASS 2 IN CONTACT AREA. TIN-LEAD PLATE ON POSTS.
- ▲ PC BOARD HOLES REQUIRED FOR ACTION PIN CONTACTS ARE 1.151 [.0453] DRILL DIAMETER PLATED THROUGH WITH 0.02-.08 [.001-.003] COPPER AND 0.008 [.0003] MINIMUM TIN-LEAD PLATING. FINISHED HOLE AFTER PLATING, 0.94-1.09 [.037-.043] DIAMETER.
- ▲ [PART NUMBER, DATE CODE] MARKED THIS APPROXIMATE AREA.
- ▲ MARKING ON THIS SIDE.
- ▲ FOR "MFBL" APPLICATIONS, A 2.36 [.093] MINIMUM THICK PC BOARD IS REQUIRED. PROGRAMMABLE SEATING TOOL 768216-2 MUST BE USED.
- ▲ TO BE 4.16 [.164] REF FOR LAST MAKE PINS AFTER SEATING. POST LENGTH DIFFERENCE BETWEEN SHORT AND LONG PINS TO BE 0.76±0.2 [.030±.008] AFTER SEATING.
- ▲ THIS DIMENSION WILL BE 6.35±0.51 [.250±.020] AFTER SEATING FOR PINS WITH 4.17 [.164] REF MATING POST.
- 10. FOR 1.57 [.062] THICK PC BOARD APPLICATIONS, USE SEATING TOOL 768211-2. PROGRAMMABLE SEATING TOOL 768216-2 WITH PUSH PINS FOR MAKE FIRST CONTACTS ONLY, CAN ALSO BE USED.

DO NOT SCALE PRINT. UNLESS SPECIFIED DIMENSIONS IN mm (INCHES) TOLERANCES ON:		DR L. BRINER 4/5/94		PART NO 148067-5	
1 PLC DEC ± 0.13 (.005)		CHK R. PATTERSON 4/28/94		AMP AMP Incorporated Harrisburg, PA 17105-3608	
2 PLC DEC ± 0.13 (.005)		APPRO R. PATTERSON 4/28/94		NAME PIN ASSEMBLY, EUROCARD, TYPE "R" WITH "MFBL" CONTACTS OR FOR 1.57 [.062] PC BOARD, SPECIAL HOUSING	
ANGLES ±		APPRO R. PATTERSON 4/28/94		SIZE D 00779	
MATERIAL HOUSING: ▲ POST: ▲		PRODUCT SPEC -		DRAWING NO 148067	
FINISH POST: ▲		APPLICATION SPEC -		SCALE 5:1	
WEIGHT -		SHEET 1 OF 1		CUSTOMER DRAWING	