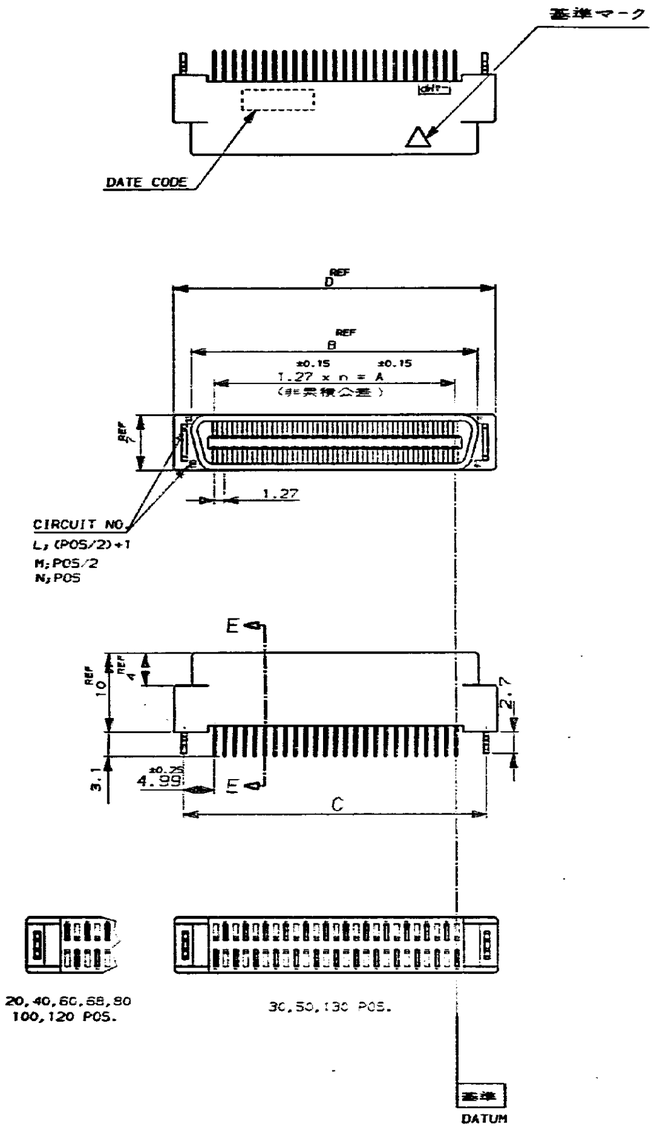

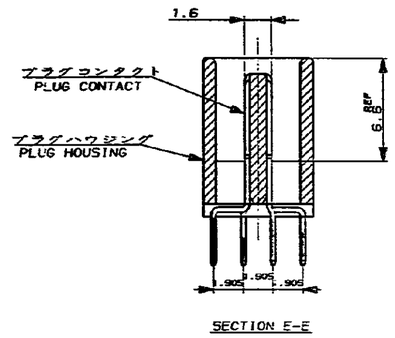

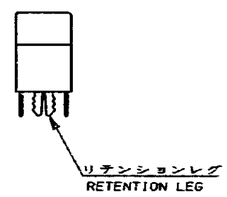

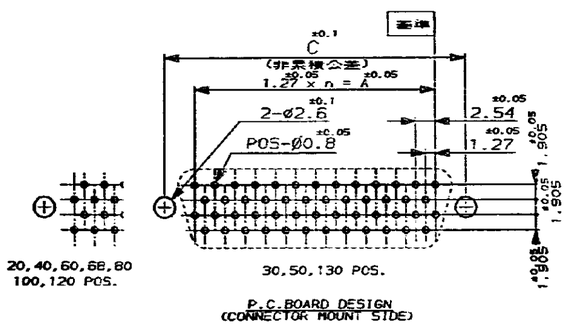

注記：

1.基板及びコネクタの n 数は、 基準 位置から数える。
(-AMPマーク側が回路番号1番となる。)

2 材料：*ハウジング：ガラス入り66ナイロン
(UL 94V-0) 色、黒。
*コンタクト：燐青銅。
*リテンションレグ：黄銅。

3 表面仕上げ：
*コンタクト：全面1.3μ以上のニッケル下地メッキに接触部金メッキ（表参照）脚部1μ以上の半田メッキ
*リテンションレグ：1.3μ以上のニッケル下地メッキに2μ以上の半田メッキ。

NOTE

1.NUMBER "n" IS COUNTED FROM DATUM
(CIRCUIT NO.1 IS "AMP" MARK SIDE.)

2 MATERIAL:HOUSING;66 NYLON(GF) UL 94V-0,BLACK.
:CONTACT;PHOSPHOR BRONZE.
:RETENTION LEG;BRASS.

3 FINISH:CONTACT;Au AT CONTACT AREA (SEE TABLE),TIN LEAD AT TINE OVER Ni.
RETENTION LEG;TIN LEAD UNDER Ni.

6-	-2			130	64	81.28	89.62	91.25	93.90
6-	-1			120	59	74.93	83.27	84.90	87.55
6-	-0			100	49	62.23	70.57	72.20	74.85
5-	-9			80	39	49.53	57.87	59.50	62.15
5-	-8			68	33	41.91	50.25	51.88	54.53
5-	-7			60	29	36.83	45.17	46.80	49.45
5-	-6			50	24	30.48	38.82	40.45	43.10
5-	-5			40	19	24.13	32.47	34.10	36.75
5-	-3			30	14	17.78	26.12	27.75	30.40
5-	-1	0.76μ		20	9	11.43	19.77	21.40	24.05
4-	-2			130	64	81.28	89.62	91.25	93.90
4-	-1			120	59	74.93	83.27	84.90	87.55
4-	-0			100	49	62.23	70.57	72.20	74.85
3-	-9			80	39	49.53	57.87	59.50	62.15
3-	-8			68	33	41.91	50.25	51.88	54.53
3-	-7			60	29	36.83	45.17	46.80	49.45
3-	-6			50	24	30.48	38.82	40.45	43.10
3-	-5			40	19	24.13	32.47	34.10	36.75
3-	-3			30	14	17.78	26.12	27.75	30.40
3-	-1	0.5μ		20	9	11.43	19.77	21.40	24.05
1-	-2			130	64	81.28	89.62	91.25	93.90
1-	-1			120	59	74.93	83.27	84.90	87.55
1-	-0			100	49	62.23	70.57	72.20	74.85
	-9			80	39	49.53	57.87	59.50	62.15
	-8			68	33	41.91	50.25	51.88	54.53
	-7			60	29	36.83	45.17	46.80	49.45
	-6			50	24	30.48	38.82	40.45	43.10
	-5			40	19	24.13	32.47	34.10	36.75
	-3			30	14	17.78	26.12	27.75	30.40
175473-1		0.2μ		20	9	11.43	19.77	21.40	24.05
型番		合わせ厚	極数	n	A	B	C	D	

LTR	REVISION RECORD	DR	CHK	DATE
B	REVISED ECN J-12511	T.M	Y.F	2-FEB-90
A	REVISED ECN J-12103	H.K	Y.F	29-SEP-89
0	RELEASED ECN J-10612	S.I	Y.F	8-AUG-89

AMP
AMP (JAPAN), LTD.
Tokyo, Japan

WIRE RANGE / INSULATION DIA	mm² (AWG -) / mm
MATERIAL	2
FINISH	2
DR.	S. Ishikawa 11/OCT./'88
DE.	S. Ishikawa 2-FEB-90
CHK.	Y. FUJIURA 29/SEP/'89
APP.	R. NISHIMURA 3/OCT/'89

NAME
AMP CHAMP.050 CONNECTOR (B-T-B)
PLUG CONNECTOR (VERTICAL WITH RETENTION LEG)

GENERAL TOLERANCE
0<n< 10 : ±0.2
10<n< 30 : ±0.25
30<n<100 : ±0.3
ANGLES : ±3°

SIZE	LOC	NUMBER
A2	J	C-175473

SCALE	REV.	SHEET
—	B	1 OF 1

CUSTOMER DRAWING

METRIC
3rd ANGLE PROJECTION
NUMBER C-175473
DIMENSIONS IN MILLIMETERS. DO NOT SCALE PRINT
PRINT DIST
AMP-J REV.10/'89