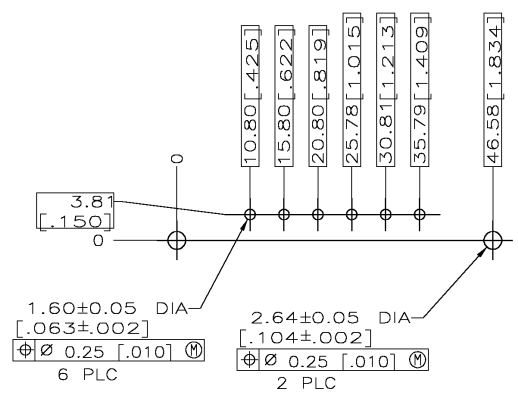
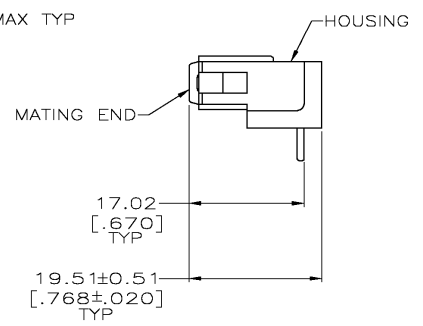
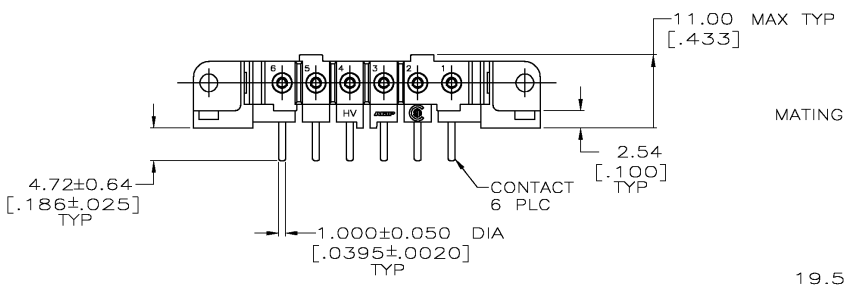
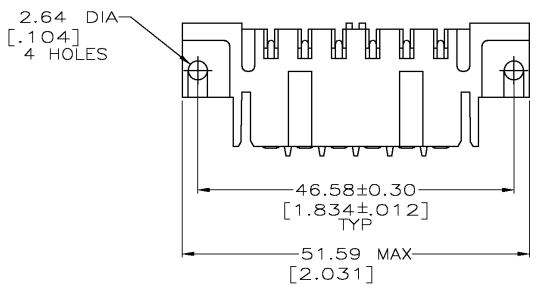


THIS DRAWING IS UNPUBLISHED. RELEASED FOR PUBLICATION. ALL RIGHTS RESERVED.
 BY TYCO ELECTRONICS CORPORATION.

LOC	DIST	REVISIONS					
BD	37	P	LTR	DESCRIPTION	DATE	DWN	APVD
		H		OG3B-0397-03	12MAY03	TK	GS



RECOMMENDED PC BOARD LAYOUT

- ▲ 3.81µm [.000150] MIN TIN-LEAD OVER 0.76µm [.000030] MIN NICKEL.
- ▲ 0.76µm [.000030] MIN GOLD FOR A LENGTH OF 5.08 [.200] MIN FROM MATING END, 3.81µm [.000150] MIN TIN-LEAD FOR A LENGTH OF 5.23 [.206] MIN FROM OPPOSITE END, BOTH OVER 1.27µm [.000050] MIN NICKEL.
- ▲ 3.81µm [.000150] MIN TIN OVER 0.76µm [.000030] MIN NICKEL.

▲	207610-6
▲	207610-3
▲	207610-1
CONTACT FINISH	

THIS DRAWING IS A CONTROLLED DOCUMENT.		DWN L SIPE 08/09/92	Tyco Electronics Corporation Harrisburg, Pa	
DIMENSIONS: INCHES		CHK J. McCLINTON 8-11-92	APVD A. TRAVIS 8-11-92	
TOLERANCES UNLESS OTHERWISE SPECIFIED:		NAME A. TRAVIS		
0 PLC ± -		PRODUCT SPEC 108-10033		
1 PLC ± -		APPLICATION SPEC		
2 PLC ± 0.25 [.010]		SIZE A2		
3 PLC ± -		CAGE CODE 00779		
4 PLC ± -		DRAWING NO 207610		
ANGLES ± -		RESTRICTED TO		
FINISH		WEIGHT		
MATERIAL HSC: NYLON, RED		CUSTOMER DRAWING		
CONTACTS: SEE TBL		SCALE 2:1		
		SHEET 1 OF 1		
		REV H		

207610

B

A