THIS DRAWING IS UNPUBLISHED. RELEASED FOR PUBLICATION ,19 .
© COPYRIGHT 19 BY AMP INCORPORATED. ALL RIGHTS RESERVED.

LOC	DIST
AA	22

REVISIONS

P	LTR	DESCRIPTION	DATE	DWN	APVD
	B	REV; EC 0502-0866-97	03DEC97	DLD	CMB

△1 MATERIAL: HOUSING-PCT POLYESTER, BLACK, IR COMPATIBLE, UL 94V-0.
TERMINALS-.013 [0.33] THICK PHOS BRONZE PLATED WITH .000050 [1.27µm] THICK HARD GOLD IN LOCALIZED AREA AND .000150 [3.81µm] THICK TIN-LEAD IN SOLDER AREA OVER .000050 [1.27µm] THICK NICKEL UNDERPLATE.
SHIELD-.010 [0.254] THICK COPPER ALLOY PLATED WITH .000080 [2.03µm] MINIMUM TIN-LEAD OVER .000100 [2.54µm] MINIMUM COPPER.

△2 JACK CAVITY COMFORMS TO FCC RULES AND REGULATIONS, PART 68 SUBPART F.

3. ALL DIMENSIONS SHOWN ARE NOMINAL UNLESS OTHERWISE SPECIFIED.

△4 THIS HOLE IS REQUIRED FOR 557572-1 AND 557572-3.

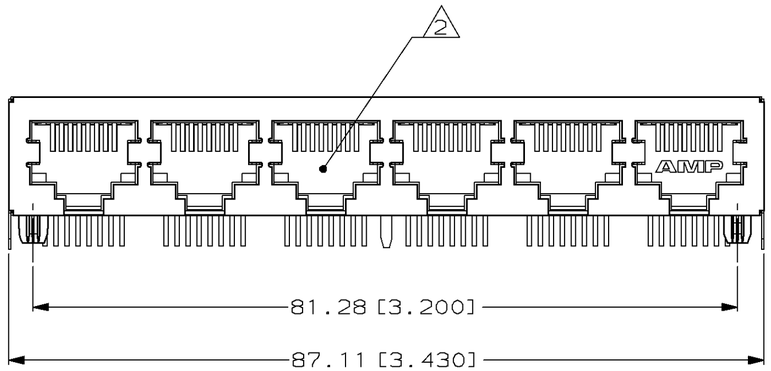

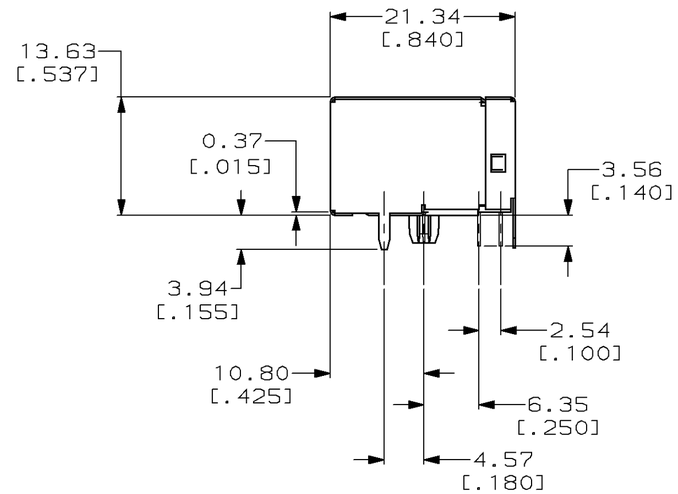

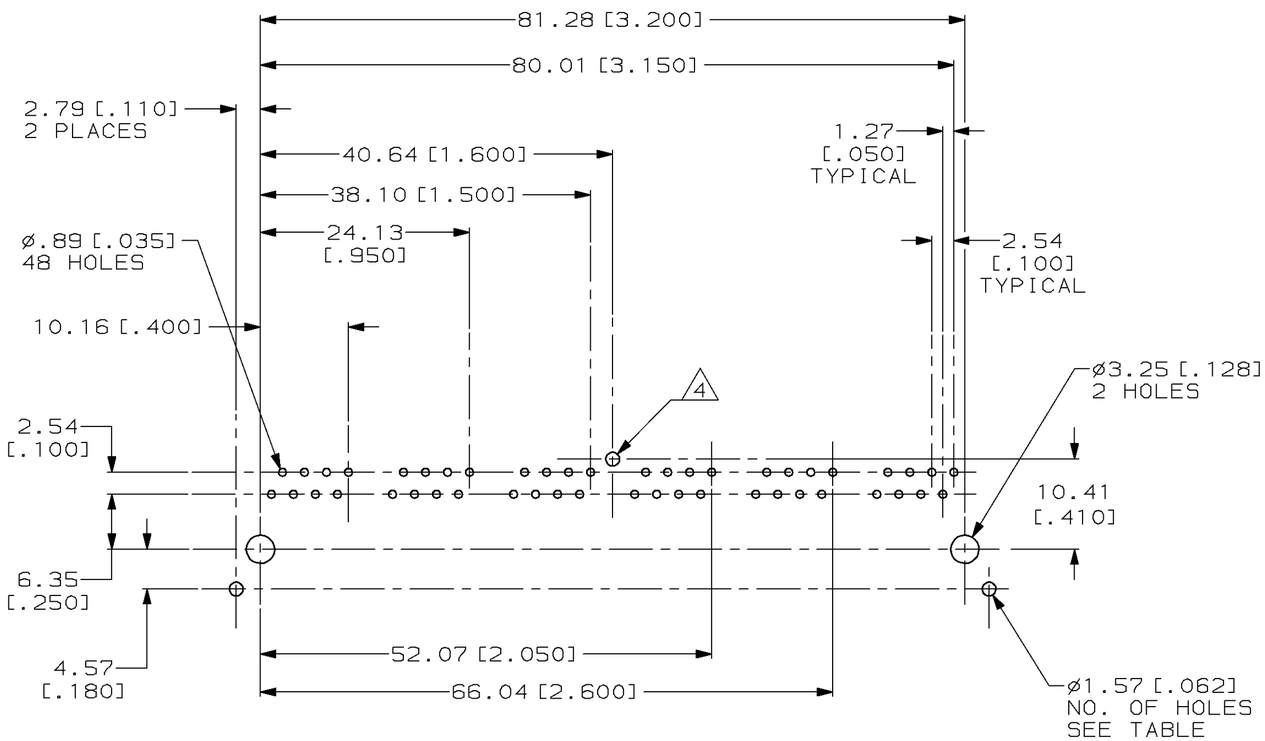

SUGGESTED PC BOARD LAYOUT
COMPONENT SIDE
SEE APPLICATION SPECIFICATION

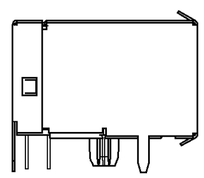

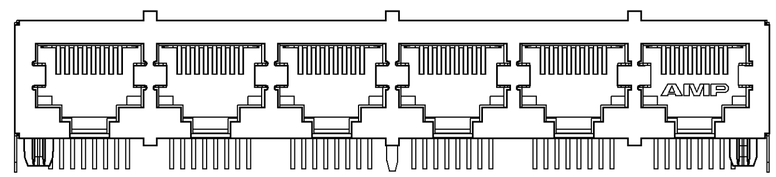

VIEW APPLIES TO 557572-3 ONLY

NO. OF HOLES	DESCRIPTION	PART NUMBER
3	PANEL GROUND SHIELD	557572-3
2	2 GROUND TABS	557572-2
3	3 GROUND TABS	557572-1

THIS DRAWING IS A CONTROLLED DOCUMENT FOR AMP INCORPORATED. IT IS SUBJECT TO CHANGE AND THE CONTROLLING ENGINEERING ORGANIZATION SHOULD BE CONTACTED FOR THE LATEST REVISION.

DIMENSIONS: mm [INCHES]

TOLERANCES UNLESS OTHERWISE SPECIFIED:
0 PLC ±-
1 PLC ±-
2 PLC ±0.25[.01]
3 PLC ±0.13[.005]
4 PLC ±-
ANGLES ±-

MATERIAL △1
FINISH △1

DWN V. SLACK 12MAR92
CHK B. FOX 10JUN92
APVD G. REED 15JUN92
PRODUCT SPEC 108-1392
APPLICATION SPEC 114-2048
WEIGHT -
CUSTOMER DRAWING

AMP Incorporated
Harrisburg, PA 17105-3608

NAME MODULAR JACK ASSEMBLY, 6 PORT, 8 POSITION, RIGHT ANGLE, SHIELDED

SIZE A2 | CAGE CODE 00779 | DRAWING NO C-557572
SCALE 2:1 | SHEET 1 OF 1 | REV B

557572

AMP 1471-9 REV 09MAY94