

Printed Circuit Board Modular Jacks (Continued)

High Performance Modular Jacks

Product Facts

- Performance exceeds Near End Crosstalk (NEXT) requirements of -40dB at 100 MHz per EIA/TIA 568A
- Meets all dimensional, tolerance and metallic plating requirements of FCC Part 68
- Available in single port or multiple port configurations, shielded or unshielded
- Accurately positioned solder tails reduce assembly labor while selectively deposited gold plating results in lower cost
- Eliminate need for customized printed circuit board compensation to achieve high performance

Material and Finish:

Housing - Polyester, Black, UL 94V-0 rated

Contact - Phosphor bronze, gold over nickel plated in contact area, tin-lead over nickel in solder area

Shield - Brass, bright tin-lead plated

Specifications

Current - 1.5 amperes maximum at 25°C

Voltage - 150 VAC maximum

Operating Temperature - -40°C to 70°C

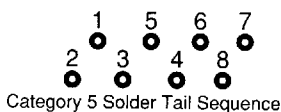
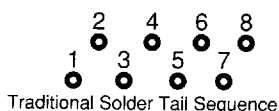
Insulation Resistance - 500 megohms minimum

Dielectric Withstanding Voltage - 1000 VAC, RMS

Mating/Unmating Forces - 5 pounds maximum

Durability (Mating Cycles) - 750 minimum

Note: See Catalog 65697, Quiet Line Filtered Modular Jacks, for Filtered jacks.



Technical Documents

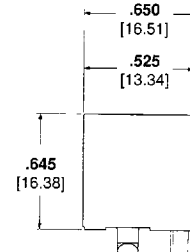
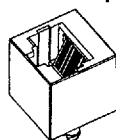
Application Specifications

114-02048

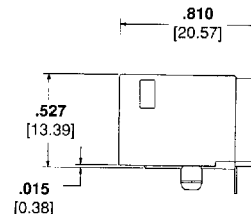
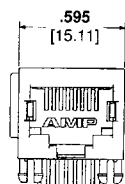
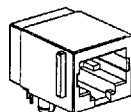
Product Specification

108-01163-2

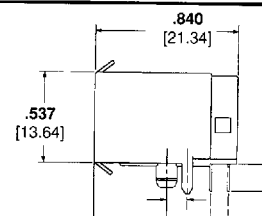
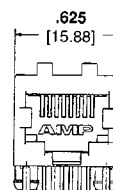
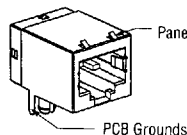
Top Entry shown without Panel Stops



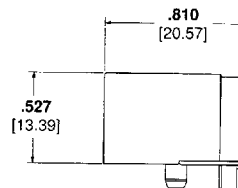
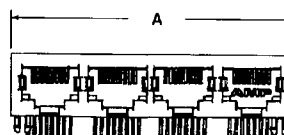
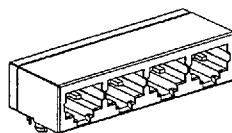
Side Entry shown with Panel Stops



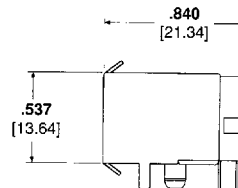
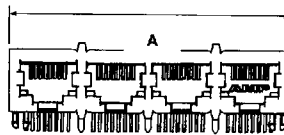
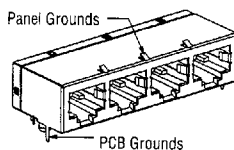
Side Entry Shielded shown with Panel Grounds



Multi-Port Unshielded



Multi-Port Shielded



Note: Available in 8 position only.

	No. of Ports	Entry	Dimensions A	Shielded		Unshielded	
				PC Ground ONLY	Panel α PC Ground	Panel Stop	W/O Panel Stops
Single Port	1	Top	Unkeyed	.610 15.49	—	—	558399-1
			Keyed	.610 15.49	—	—	558450-1
	1	Side	Unshielded	.595 15.11	—	—	558343-1
			Keyed	.595 15.11	—	—	569107-1
Multi-Port	4	Side	Shielded	.625 15.87	558342-1	558344-1	—
			Unshielded	2.33 59.18	558503-1	558524-1	—
	6	Side	Shielded	2.30 58.42	—	—	558500-1
			Unshielded	3.43 87.12	558504-1	558525-1	—
	8	Side	Shielded	3.40 86.36	—	—	558501-1
			Unshielded	4.53 115.06	558505-1	558526-1	—
			Unshielded	4.50 114.30	—	—	558502-1

Note: See customer prints for suggested printed circuit board layouts and panel cutouts.

For drawings or technical data, contact your AMP sales engineer or call the AMP Product Information Center: 1-800-522-6752. Dimensions are in inches and millimeters unless otherwise specified. Values in brackets are metric equivalents. Specifications subject to change. Consult AMP for latest specifications.