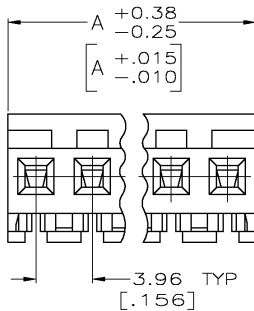
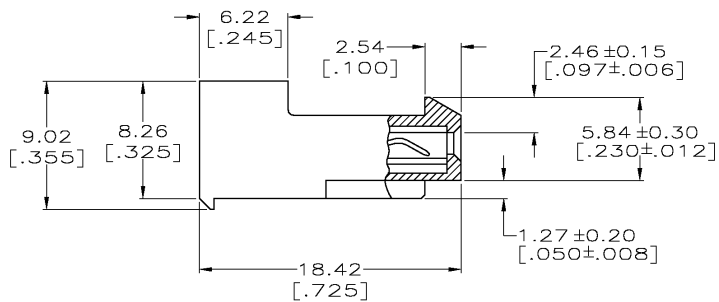
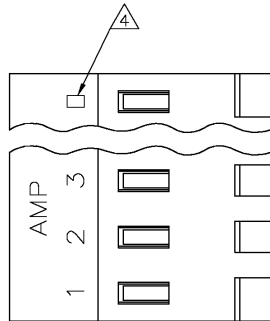


THIS DRAWING IS UNPUBLISHED. RELEASED FOR PUBLICATION
 © COPYRIGHT BY TYCO ELECTRONICS CORPORATION. ALL RIGHTS RESERVED.

LOC	DIST	REVISIONS					
		P	LTR	DESCRIPTION	DATE	DWN	APVD
CM	00	K		REV PER ECN 0G3B-0349-03	26JUN03	SC	SB



④ MATERIAL: CONNECTOR - NYLON UL94-V2 (ORANGE)
 CONTACTS - 0.30[.012] THICK COPPER ALLOY
 (BRIGHT TIN-LEAD 0.00203[.000080] MIN. THICK
 FOR CONTACTS 640426-2 THRU 2-640426-4).
 (BRIGHT TIN PLATE 0.00305[.000120] MIN. THICK
 FOR CONTACTS 3-640426-2 THRU 5-640426-4).

- CONTACTS ACCEPT 18 AWG WIRE WITH 2.41[.095] MAX INSULATION DIAMETER.
- CONTACTS MUST ACCEPT 1.14 ± 0.03[.045] POST AND REMAIN LOCKED IN POSITION.
- IDENTIFICATION NUMBER FOR LAST CIRCUIT MAY NOT APPEAR ON ALL ASSEMBLIES.
- DIMENSIONS IN BRACKETS ARE IN INCHES.
- HOUSING FEATURES ARE: CLOSED END WITH LOCKING RAMP.

YES	95.10[3.744]	24	5-640426-4
YES	91.13[3.588]	23	5-640426-3
YES	87.17[3.432]	22	5-640426-2
YES	83.21[3.276]	21	5-640426-1
YES	79.25[3.120]	20	5-640426-0
YES	75.29[2.964]	19	4-640426-9
YES	71.32[2.808]	18	4-640426-8
YES	67.36[2.652]	17	4-640426-7
YES	63.40[2.496]	16	4-640426-6
YES	59.44[2.340]	15	4-640426-5
YES	55.47[2.184]	14	4-640426-4
YES	51.51[2.028]	13	4-640426-3
YES	47.55[1.872]	12	4-640426-2
YES	43.59[1.716]	11	4-640426-1
YES	39.62[1.560]	10	4-640426-0
YES	35.66[1.404]	9	3-640426-9
YES	31.70[1.248]	8	3-640426-8
YES	27.74[1.092]	7	3-640426-7
YES	23.77[.936]	6	3-640426-6
YES	19.81[.780]	5	3-640426-5
YES	15.85[.624]	4	3-640426-4
YES	11.89[.468]	3	3-640426-3
YES	7.92[.312]	2	3-640426-2
NO	95.10[3.744]	24	2-640426-4
NO	91.13[3.588]	23	2-640426-3
NO	87.17[3.432]	22	2-640426-2
NO	83.21[3.276]	21	2-640426-1
NO	79.25[3.120]	20	2-640426-0
NO	75.29[2.964]	19	1-640426-9
NO	71.32[2.808]	18	1-640426-8
NO	67.36[2.652]	17	1-640426-7
NO	63.40[2.496]	16	1-640426-6
NO	59.44[2.340]	15	1-640426-5
NO	55.47[2.184]	14	1-640426-4
NO	51.51[2.028]	13	1-640426-3
NO	47.55[1.872]	12	1-640426-2
NO	43.59[1.716]	11	1-640426-1
NO	39.62[1.560]	10	1-640426-0
NO	35.66[1.404]	9	640426-9
NO	31.70[1.248]	8	640426-8
NO	27.74[1.092]	7	640426-7
NO	23.77[.936]	6	640426-6
NO	19.81[.780]	5	640426-5
NO	15.85[.624]	4	640426-4
NO	11.89[.468]	3	640426-3
NO	7.92[.312]	2	640426-2
LEADFREE	DIM A	NO. OF CIRCUITS	PART NO.

THIS DRAWING IS A CONTROLLED DOCUMENT.

DIMENSIONS:	TOLERANCES UNLESS OTHERWISE SPECIFIED:	DWN	26JUN2003	Tyco Electronics	Tyco Electronics Corporation Harrisburg, PA 17105
INCHES:	0 PLC ± 1 PLC ± 2 PLC ± 3 PLC ± 0.15 [.005] 4 PLC ± ANGLES ±	CHK	26JUN2003	NAME	MTA 156 CONNECTOR ASSEMBLY, 18 AWG, STANDARD
MATERIAL	FINISH	APVD	26JUN2003	PRODUCT SPEC	108-1051
				APPLICATION SPEC	114-1020
		SIZE	CAGE CODE	DRAWING NO	RESTRICTED TO
		A2	00779	640426	-
		CUSTOMER DRAWING		SCALE	4:1
		SHEET		1	OF 1
		REV		K	

