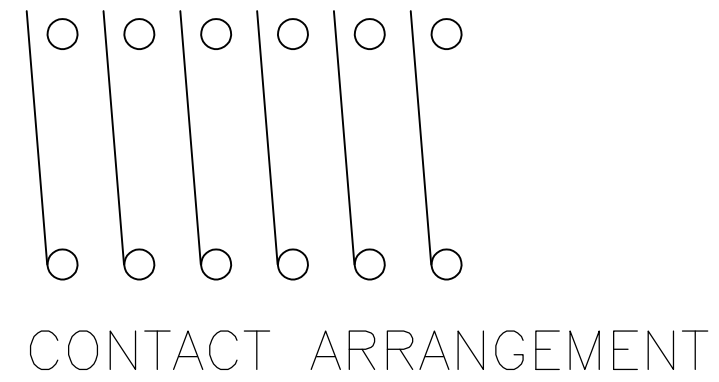
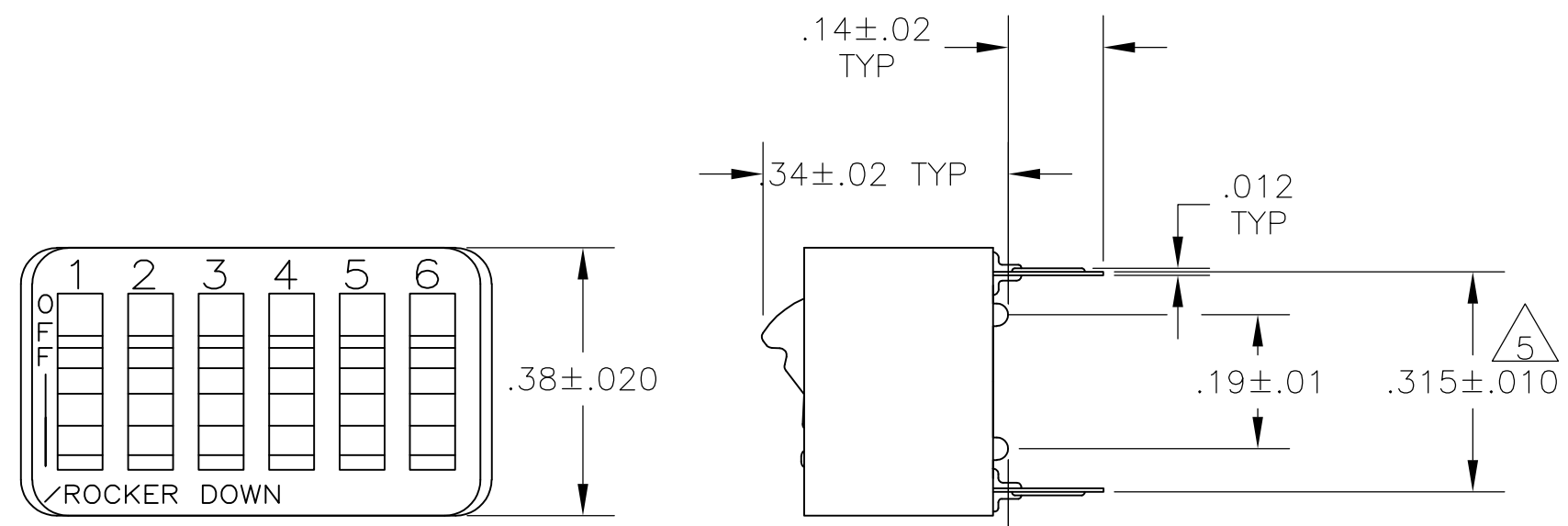


LOC	DIST	REVISIONS			
P	LTR	DESCRIPTION	DATE	DWN	APVD
A		ECO-05-9575	27SEP05	MB	MS
A1		REVISED PER ECO-10-000444	19JAN10	KK	HMR



- FOR ADDITIONAL SPECIFICATIONS SEE AMP PRODUCT SPEC 108-7519.
 - SWITCH SHOWN IN OPEN POSITION.
 - ALL CHARACTERS AND ROCKERS ARE WHITE, HOUSING IS BLACK.
 - STAMPING WILL VARY ON 2 AND 3 POSITION SIDES DUE TO SPACE RESTRICTIONS
- △5 .315 DIMENSION APPLIES AT TERMINAL TIPS. TERMINALS ARE .300 +.010 AT MOUNTING SURFACE. -.000
- △6 STRIPPABLE TRANSPARENT SEAL, SEE FIG 1.
7. ALL MATERIALS AND FINISHES SHALL COMPLY WITH EU DIRECTIVE 2002 /95/EC OF 27JAN2003 (ROHS).
- △8 HOUSING AND ROCKERS-POLYESTER
CONTACTS AND SOLDER LEADS-COPPER ALLOY
- △9 CONTACTS-GOLD OVER NICKEL
SOLDER LEADS-TIN OVER NICKEL
- △10 OBSOLETE PARTS: OBSOLETE CIS STREAMLINING PER D.RENAUD/D.SINISI

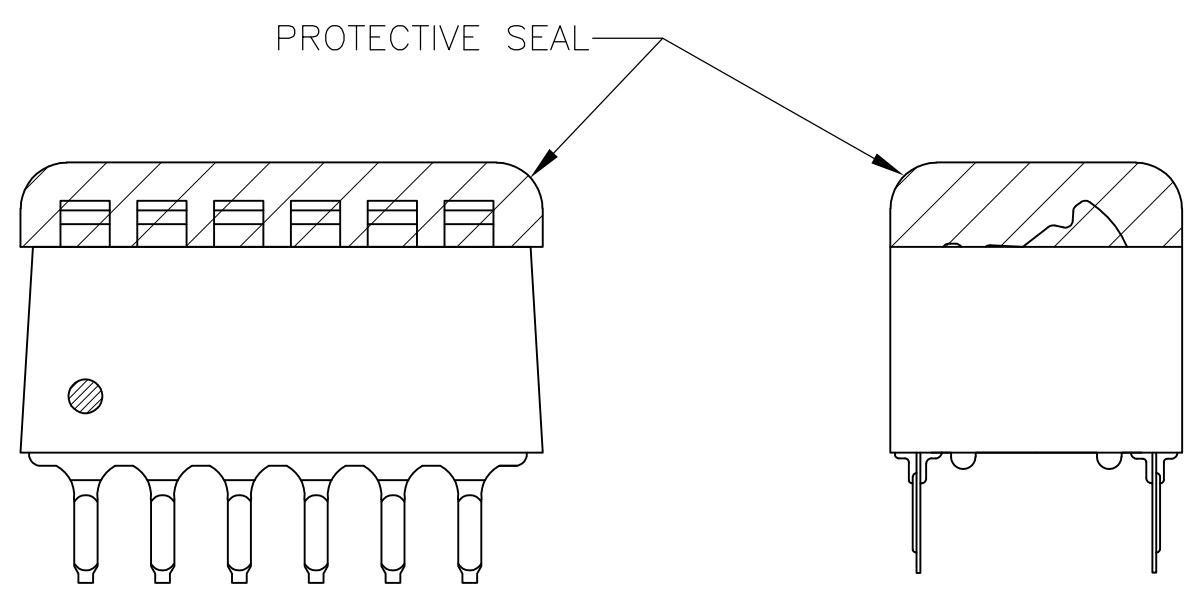
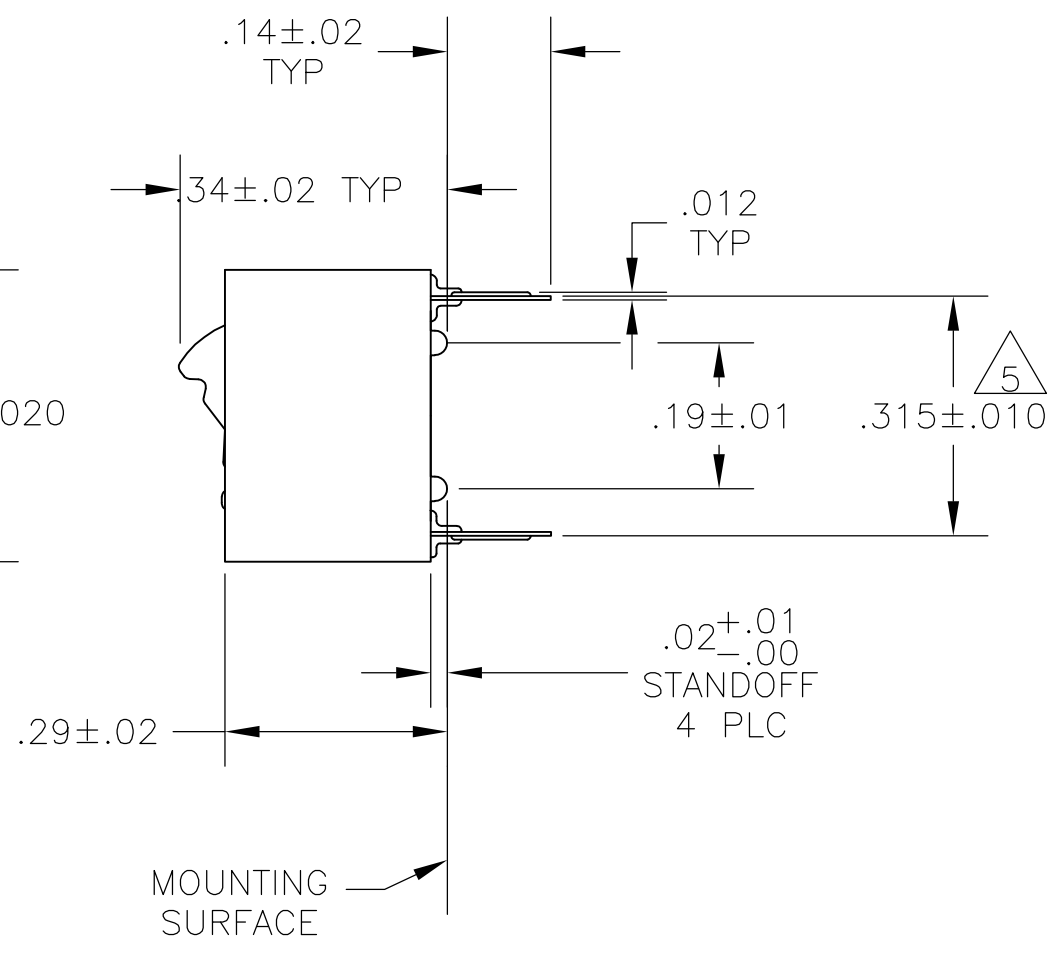
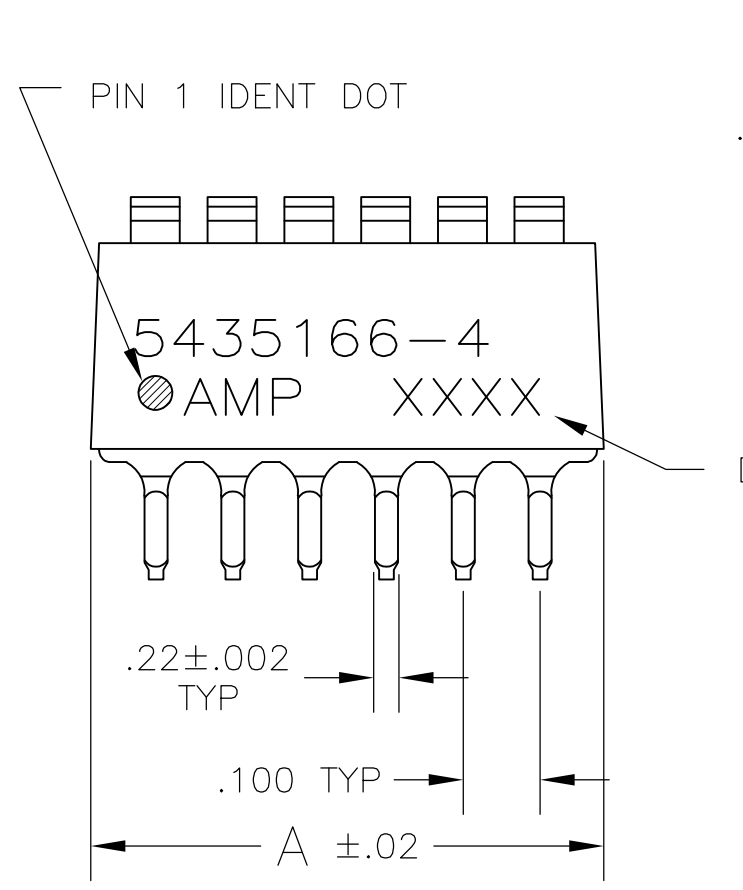


FIG 1

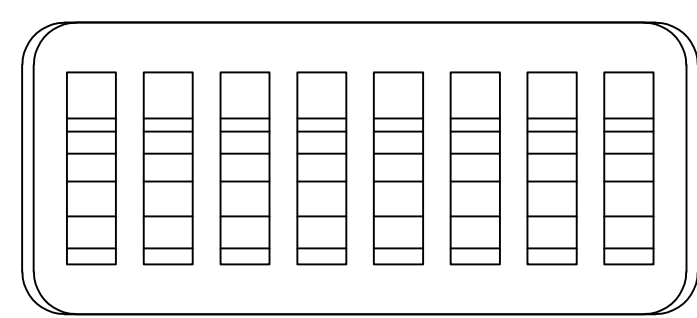


FIG 2

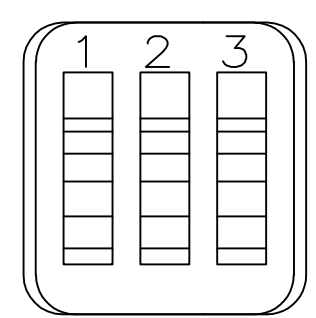


FIG 7

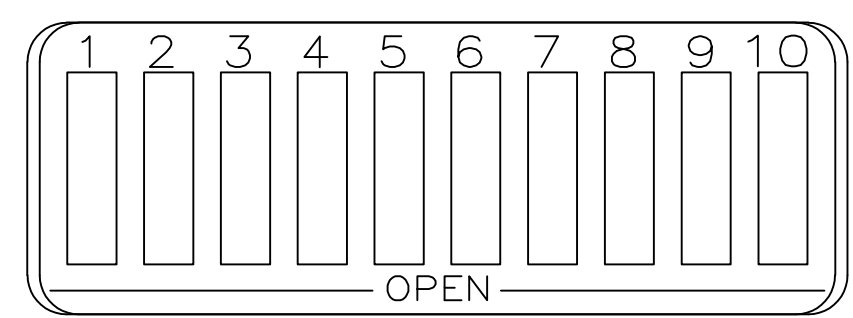


FIG 8

FIG	PROTECTIVE SEAL	NO OF POSN	PART NO
△10 OBSOLETE	FIG 8	1.08 10	7-5435166-4
	AS SHOWN	1.08 10	5-5435166-5
		.88 8	5-5435166-3
		.78 7	5-5435166-2
		.68 6	5-5435166-1
△10 OBSOLETE	FIG 7	.28 2	2-5435166-9
	AS SHOWN	.88 8	2-5435166-8
		1.08 10	5435166-7
		.88 8	5435166-5
		.68 6	5435166-4
△10 OBSOLETE	AS SHOWN	.48 4	5435166-2
		.78 7	5435166-1

THIS DRAWING IS A CONTROLLED DOCUMENT.		DWN BSV 10JAN2005	Tyco Electronics Corporation Harrisburg, PA 17105-3608	
DIMENSIONS: INCHES	TOLERANCES UNLESS OTHERWISE SPECIFIED:	CHK -	NAME	
0 PLC ± -	1 PLC ± -	APVD -	SWITCH ASSY, DIP, TYPE C, 7000 SERIES, SPST, STANDARD	
2 PLC ± -	3 PLC ± .005	PRODUCT SPEC -	SIZE A2	CAGE CODE 00779
4 PLC ± -	ANGLES ± -	APPLICATION SPEC -	DRAWING NO C=5435166	RESTRICTED TO -
MATERIAL △8	FINISH △9	WEIGHT -	SCALE 4:1	SHEET 1 of 1
CUSTOMER DRAWING			REV A1	