

Wide Band Mobile Load Coil Antenna

B1322W



PREMIUM MOBILE LOAD COIL ANTENNAS ARE INDUSTRY STANDARD

Laird's ongoing commitment to refinement in mechanical and electrical design has resulted in the most technically advanced mobile load coil antennas on the market. Exclusive features such as stainless steel whips, housings constructed with ABS material injected molded around a solid brass insert, and gold plated push pin contacts make Laird the obvious choice for quality and long lasting value for demanding mobile radio communications.

FEATURES

- High performance wide band mobile antenna
- Special UV treated radome, resists sun damage
- Easy installation with optional NMO Mounts
- 100% tested on a network analyzer
- Field tunable to your specific frequency requirement (cutting chart comes with the antenna)

MARKETS

- Public safety
- Transportation
- Utility
- Military mobile

SPECIFICATIONS

ELECTRICAL		MECHANICAL	
Frequency range	132-174 MHz Field tunable	Whip length at 132 MHz	Approximately 40" (102cm)
Peak gain	2.4dB	Diameter	1.45" (36.7mm)
Bandwidth	23 MHz	Weight (mass)	1.2 lbs
Pattern	Omnidirectional	Wind speed survivability	100mph (161kph)
Maximum power	100 W		
Nominal impedance	50 Ω		
Polarization	Vertical		
VSWR	<2.0:1		
Termination	1-1/8" - 18 thread (NMO) mountable		
Mounting options	3/4" or 3/8" NMO Magnetic or trunk mount		
Radiator material	0.125" diameter, 17-7PH stainless steel whip		
Spring material (spring models only)	Stainless steel tempered spring		
Base housing material	Chrome plated brass top and bottom bushings with injection molded ABS plastic		

Americas: +1.847 839.6907
IAS-AmericasEastSales@lairdtech.com

Europe: +44.1628.858941
IAS-EUSales@lairdtech.com

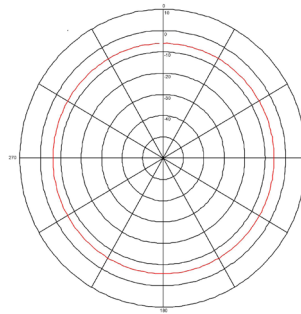
Asia: +86.21.5855.0827.127
IAS-AsiaSales@lairdtech.com

www.lairdtech.com

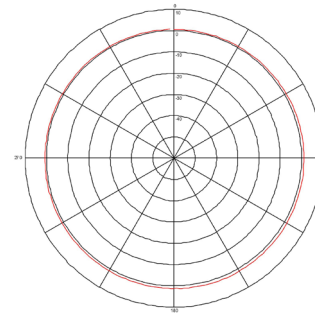
Wide Band Mobile Load Coil Antenna

B1322W

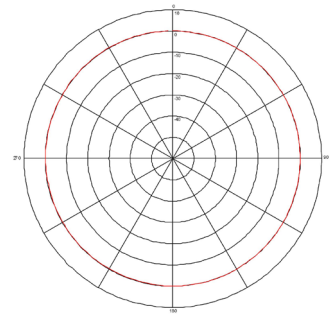
ANTENNA PATTERNS AND VSWR CHARTS



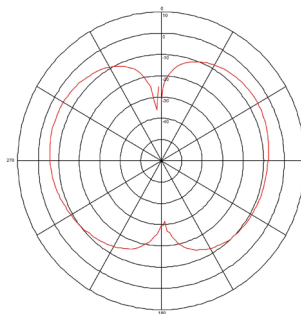
Azimuth Plot at 132MHz



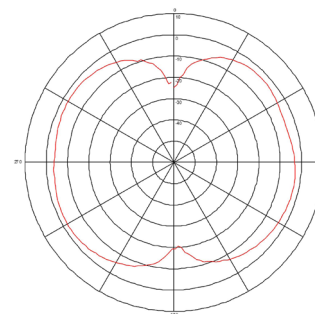
Azimuth Plot at 153MHz



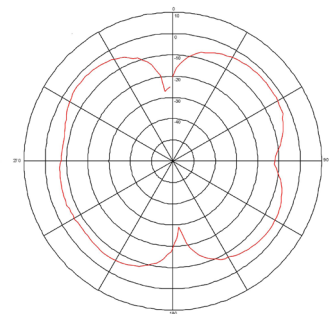
Azimuth Plot at 174MHz



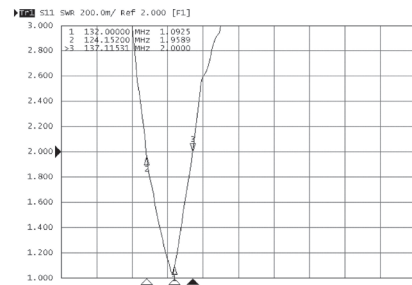
Elevation Plot at 132MHz



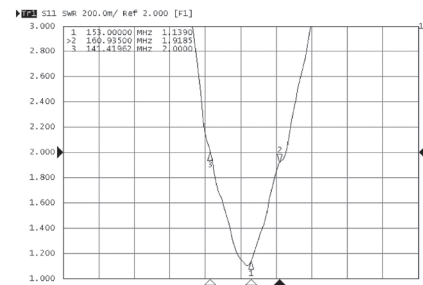
Elevation Plot at 153MHz



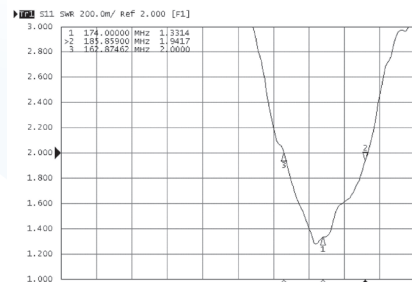
Elevation Plot at 174MHz



VSWR Plot at 132MHz



VSWR Plot at 153MHz



VSWR Plot at 174MHz

SYSTEM ORDERING INFORMATION

- B1322W Chrome B-Coil Wide Band Antenna
- BB1322W Black B-Coil Wide Band Antenna
- B1322WS Chrome B-Coil Wide Band Antenna w/Spring
- BB1322WS Black B-Coil Wide Band Antenna w/Spring

ANT-DS-B1322W 111014

Any information furnished by Laird Inc. and its agents is believed to be accurate and reliable. All specifications are subject to change without notice. Responsibility for the use and application of Laird materials rests with the end user, since Laird and its agents cannot be aware of all potential uses. Laird makes no warranties as to the fitness, merchantability or suitability of any Laird materials or products for any specific or general uses. Laird shall not be liable for incidental or consequential damages of any kind. All Laird products are sold pursuant to the Laird Terms and Conditions of sale in effect from time to time, a copy of which will be furnished upon request. © Copyright 2014 Laird Inc. All Rights Reserved. Laird, Laird Technologies, the Laird Technologies Logo, and other marks are trademarks or registered trademarks of Laird Technologies, Inc. or an affiliate company thereof. Other product or service names may be the property of third parties. Nothing herein provides a license under any Laird Technologies or any third party intellectual property rights.