



2400 TO 2485 MHz GRID DISH PARABOLIC ANTENNA

The 2.4 GHz parabolic grid directional antennas offered by Laird utilize a patented parabolic grid design with a patented high performance dipole feed. The antennas are constructed of welded steel wires which are galvanized and then powder coat painted with a light gray epoxy paint. The wire grid semi-parabolic design offers unsurpassed low wind loading while maintaining good RF performance. The compact low visual impact attractive styling blends well in almost any application. Mounting is simplified with the Laird bracket system made of galvanized steel with stainless steel hardware. A super heavy duty "HD" bracket system is available for the 24 dB grid. The antennas come with a 30 inch pigtail with choice of N male, N female or RPSMA connector.

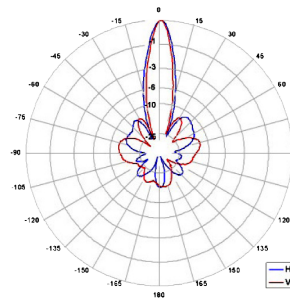
FEATURES

- 15 dBi, 19 dBi, and 24 dBi models available
- Rugged and weatherproof
- Ultra low wind loading and low visual impact
- Vertical or horizontal polarization
- Various connector choices
- Super HD bracket 2 dBi model available for greater stability

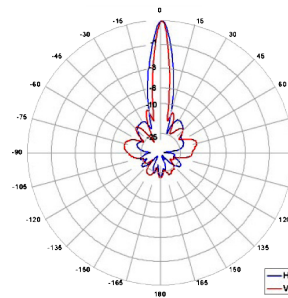
MARKETS

- 2.4 GHz wireless LAN applications
- Client antennas
- 802.11b/g applications
- Point-to-point backhaul
- WiMAX

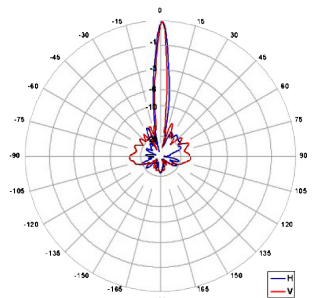
ANTENNA PATTERN



GD24-15
2450.0 MHz



GD24-19
2450.0 MHz



GD24-24
2450.0 MHz

SPECIFICATIONS


PARAMETER	GD24-15	GD24-19	GD24-24
Frequency range	2400-2485 MHz	2400-2485 MHz	2400-2485 MHz
Gain	15 dBi	19 dBi	24 dBi
3dB beamwidth	17° vert., 21° hor.	11° vert., 17° hor.	8° vert., 10° hor.
Front to back	17 dB	22 dB	25 dB
VSWR	1.5:1	1.5:1	1.5:1
Impedance	50 ohm	50 ohm	50 ohm
Input power	100 watts	100 watts	100 watts
Operating temperature	-40° to +70°C	-40° to +70°C	-40° to +70°C
Pole size	1 to 2 in (25 to 50 mm)	1 to 2 in (25 to 50 mm)	1 to 2 in (25 to 50 mm)
Weight	4 lbs (1.8 kg)	6 lbs (2.7 kg)	11 lbs (5 kg)
Dimension (W x L)	12 x 16 in (305 x 406 mm)	16.5 x 24 in (419 x 610 mm)	28.5 x 36 in (724 x 914 mm)
Bracket tilt	45°	45°	45°

WIND LOADING (LBS.)

MODEL	SQ. IN	100 MPH	125 MPH	100 MPH WITH ½ IN RADIAL ICE
GD24-15	40	10 lbs	15.6 lbs	48 lbs
GD24-19	79	20 lbs	31 lbs	99 lbs
GD24-24	163	41 lbs	64 lbs	257 lbs

SYSTEM ORDERING

GD24- p-
 15 NM (N male)
 19 NF (N female)
 24 RSMA (RPSMA)



NOTES

- All shipments F.O.B. Schaumburg, IL 60173

* Super HD Bracket System Now Available for 24 dBi Grid.
 Add "HD" as prefix to part number. Example:
 HDGD24-24P-NF

Americas: +1.847.839.6907
 IAS-AmericasEastSales@lairdtech.com

Europe: +44.1628.858941
 IAS-EUSales@lairdtech.com

Asia: +86.21.5855.0827.127
 IAS-AsiaSales@lairdtech.com

www.lairdtech.com

ANT-DS-GD24 0115

Any information furnished by Laird Inc. and its agents is believed to be accurate and reliable. All specifications are subject to change without notice. Responsibility for the use and application of Laird materials rests with the end user, since Laird and its agents cannot be aware of all potential uses. Laird makes no warranties as to the fitness, merchantability or suitability of any Laird materials or products for any specific or general uses. Laird shall not be liable for incidental or consequential damages of any kind. All Laird products are sold pursuant to the Laird Terms and Conditions of sale in effect from time to time, a copy of which will be furnished upon request. © Copyright 2015 Laird Inc. All Rights Reserved. Laird, Laird Technologies, the Laird Logo, and other marks are trademarks or registered trademarks of Laird Inc. or an affiliate company thereof. Other product or service names may be the property of third parties. Nothing herein provides a license under any Laird or any third party intellectual property rights.