

5150-5875 MHz 3-port MIMO Pole/Mast Mount Antenna

OP51508T



3-PORT OMNIDIRECTIONAL MIMO ANTENNA

The OP51508T antenna is an indoor/outdoor pole mounted omnidirectional antenna designed for 802.11n applications. As a 3-element MIMO antenna, each port operates over the 5150-5875 MHz band, providing a broadband solution in a single radome. It features a low profile radome and is designed to withstand the rigors of outdoor applications with an IP67 Ingression Protection rating. The radiation patterns are uniform and symmetrical, providing high levels of signal density into defined coverage zones. This antenna greatly enhances the performance of 802.11n systems.

FEATURES

- Low profile esthetically neutral housing
- Both indoor/outdoor
- 3-element MIMO solution
- IP67 rating
- Conformance to RoHS

MARKETS

- Offices, hotels and college campuses
- Airports and hospitals
- Bus terminals and train stations
- Museums, libraries and retail malls
- Wi-Fi Hot Spots
- Cellular off-loading
- 802.11n MIMO

PARAMETER	PERFORMANCE
Frequency	5150-5875 MHz
Peak Gain (dBi)	8.0 dBi
VSWR	2.0:1, Max
Nominal Impedance	50Ω
Polarization	Linear, Vertical
Azimuth	Omnidirectional
Port-to-Port Isolation	22 dB
Input Power	5 W x 3
Cable Type	Low Temperature, Plenum Rated Cable
Cable Length	910 mm± 18 mm 3x (36 in ± 0.71 in 3x)
Radome Material	Polycarbonate, White
Mounting	Mast Mount (31.8 - 57.2 OD)
Wind Survival	200 km/hr (125 mph)
Operational Temperature	-30°C to +70°C
Storage Temperature	-40°C to +85°C
Ingression Protection	IP67
Dimensions (height x OD)	116.5 x 209.6 mm (4.54 in x 8.25 in)
Weight	1.53 kg (3.37 lbs)

CONNECTORS

PART NO.	CONNECTOR
OP51508T-91NM	Type N male
OP5150T-91RSMM	Reverse Polarity SMA male

Americas: +1.847 839.6907
IAS-AmericasEastSales@lairdtech.com

Europe: +44.1628.858941
IAS-EUSales@lairdtech.com

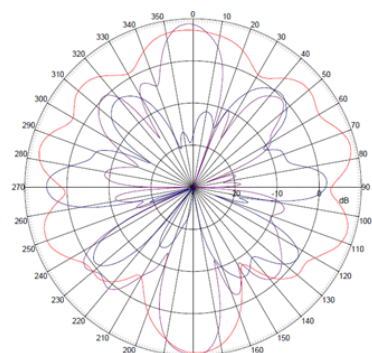
Asia: +86.21.5855.0827.127
IAS-AsiaSales@lairdtech.com

www.lairdtech.com

RADIATION PATTERNS

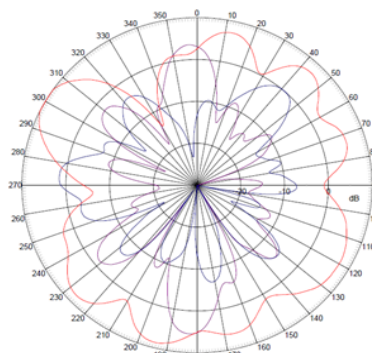
5.15 MHz

Port 1



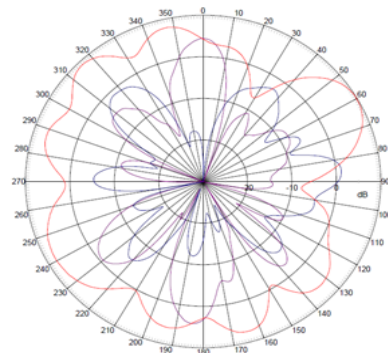
H-Plane— E0-Plane— E90-Plane—

Port 2



H-Plane— E0-Plane— E90-Plane—

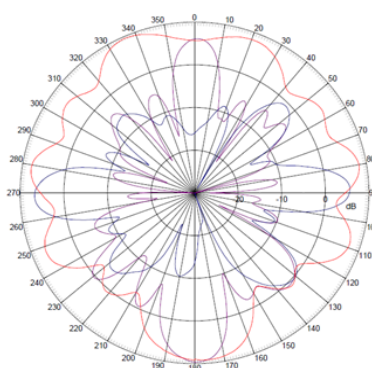
Port 3



H-Plane— E0-Plane— E90-Plane—

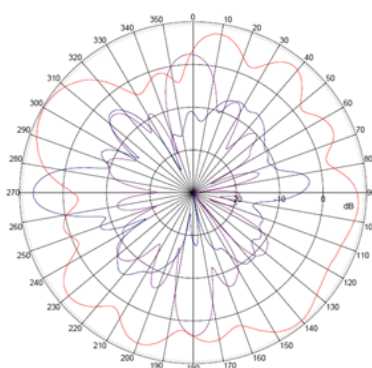
5.55 MHz

Port 1



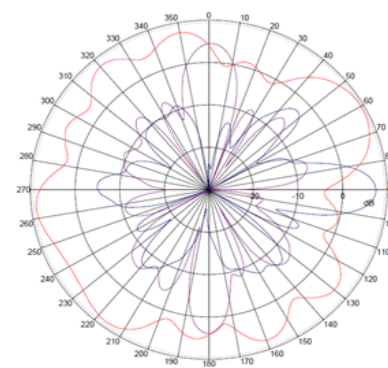
H-Plane— E0-Plane— E90-Plane—

Port 2



H-Plane— E0-Plane— E90-Plane—

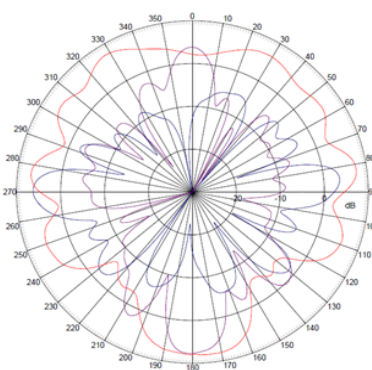
Port 3



H-Plane— E0-Plane— E90-Plane—

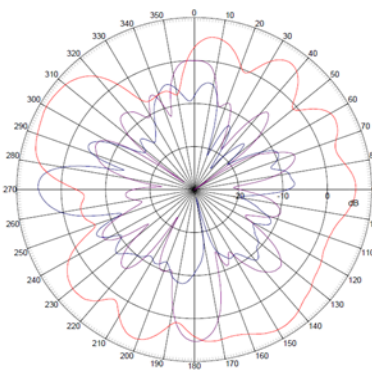
5.875 MHz

Port 1



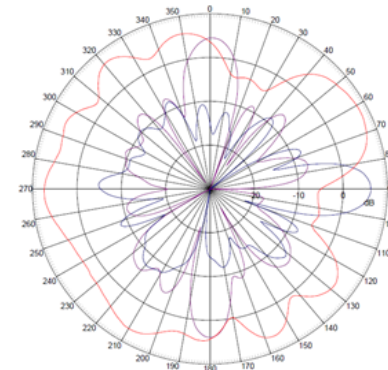
H-Plane— E0-Plane— E90-Plane—

Port 2



H-Plane— E0-Plane— E90-Plane—

Port 3



H-Plane— E0-Plane— E90-Plane—

ANT-DS-OP51508T_0415

Any information furnished by Laird Inc. and its agents is believed to be accurate and reliable. All specifications are subject to change without notice. Responsibility for the use and application of Laird materials rests with the end user, since Laird and its agents cannot be aware of all potential uses. Laird makes no warranties as to the fitness, merchantability or suitability of any Laird materials or products for any specific or general uses. Laird shall not be liable for incidental or consequential damages of any kind. All Laird products are sold pursuant to the Laird Terms and Conditions of sale in effect from time to time, a copy of which will be furnished upon request. © Copyright 2015 Laird Inc. All Rights Reserved. Laird, Laird Technologies, the Laird Logo, and other marks are trade marks or registered trade marks of Laird Inc. or an affiliate company thereof. Other product or service names may be the property of third parties. Nothing herein provides a license under any Laird or any third party intellectual property rights.