



## UL 94V0 RATED SN/CU NYLON RIPSTOP (NRS) FABRIC-OVER-FOAM

Laird's Fabric-over-Foam (FoF) 51S EMI gaskets provide excellent EMI shielding performance for customers where EMI issues occur. The 51S Series EMI gaskets are composed of electrically conductive fabric wrapped around a soft urethane foam core. They are supplied with either a conductive or non-conductive pressure sensitive adhesive (PSA), and can be equipped with an Extended Release Liner (ERL) on the adhesive. The 51S is a UL 94V0 rated product that can be created with cross-section profiles such as rectangle, D, C, P, T, knife, bell shapes, and others. The 51S EMI gaskets can be further customized to an application by die-cutting, hole punching, notching, etc.

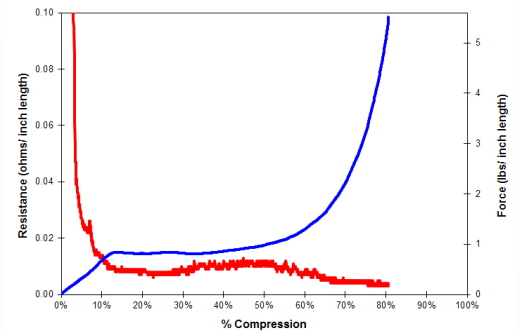
### FEATURES

- Fabric-over-Foam gaskets are RoHS compliant
- UL 94V0
- Low surface resistivity of  $< 0.07 \Omega/\square$  provides excellent conductivity
- Shielding effectiveness of  $>85$  dB across a wide spectrum of frequencies
- Extremely low compression forces allow for use of lighter materials
- Fabric is highly conductive to provide good EMI shielding and grounding
- Laird's proprietary coating prevents fabric fraying and fingerprinting, and increases abrasion resistance
- Available with conductive or non-conductive PSA
- Many cross-section profiles available such as rectangle, D, C, P, T, knife, bell and more
- Profile gaskets can be cut to specified lengths, kiss-cut on release liner, or mitered to form frame configurations

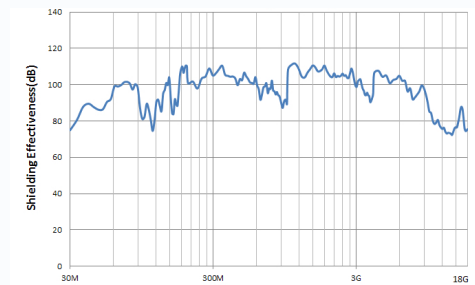
### MARKETS

- Cabinet applications
- LCD and Plasma TV
- Medical equipment
- Servers
- Printers
- Laptop computers
- Networking equipment
- Desktop computers
- Telecommunications cabinets

### FORCE/DISPLACEMENT/RESISTANCE (FDR)



### SHIELDING EFFECTIVENESS (dB)

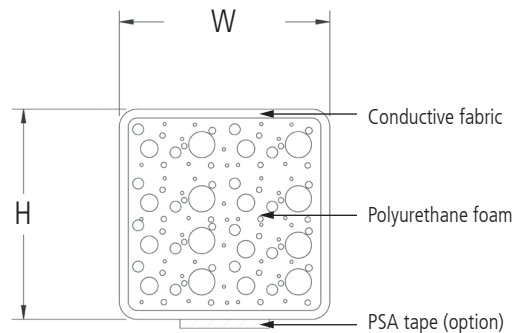


USA: +1.866.928.8181  
Europe: +49.0.8031.2460.0  
Asia: +86.755.2714.1166

Item	Unit	Value	Test Method
Shielding Effectiveness			MIL-DTL-83528C(Mod.)*
30MHz-300MHz	dB	95	
300MHz-3GHz	dB	102	
3GHz-18GHz	dB	89	
Surface Resistivity	$\Omega / \square$	< 0.07	ASTM F390
Compression Set	%	< 20	ASTM D3574
Operation Temperature	°C	-40 to 70	-
Flame Retardant	UL 94V0 (UL file No.E170327)		
Hazardous Substance	Compliant with RoHS (Directive 2002/95/EC)		
	Compliant with SONY SS-00259		
	Antimony-free		

\* Part tested: 5 mm H x 10 mm W, rectangle shape

## COMPOSITION OF PRODUCT



## PRESSURE SENSITIVE ADHESIVE (PSA TAPE) OPTIONS

Name	Type	Thickness (mm)	Peel strength on stainless steel (JIS Z 0237)	Z-axis Resistance
LT-301	Conductive PSA	0.09	> 1.3 kgf/25 mm	< 0.05 $\Omega$
LT-350	PSA	0.12	> 2 kgf/25 mm	-

\*Other PSA can be provided. Contact Laird Technologies engineering.

## ORDERING INFORMATION

### PART NUMBER EXAMPLE

Digits:	1	2	3	4	5	6	7	8	9	10	11	12	13	14
	4	2	1	6	A	A	5	1	S	0	1	4	0	0
	Profile Shape & Details						Product Name			Part Length (inches to two decimal points)				

EMI-DS-FOF-51S 0613

Any information furnished by Laird Technologies, Inc. and its agents is believed to be accurate and reliable. All specifications are subject to change without notice. Responsibility for the use and application of Laird Technologies materials rests with the end user, since Laird Technologies and its agents cannot be aware of all potential uses. Laird Technologies makes no warranties as to the fitness, merchantability or suitability of any Laird Technologies materials or products for any specific or general uses. Laird Technologies shall not be liable for incidental or consequential damages of any kind. All Laird Technologies products are sold pursuant to the Laird Technologies' Terms and Conditions of sale in effect from time to time, a copy of which will be furnished upon request. © Copyright 2013 Laird Technologies, Inc. All Rights Reserved. Laird, Laird Technologies, the Laird Technologies Logo, and other marks are trademarks or registered trademarks of Laird Technologies, Inc. or an affiliate company thereof. Other product or service names may be the property of third parties. Nothing herein provides a license under any Laird Technologies or any third party intellectual property rights.