

AA-200-48-44-LK-XX

Outdoor Thermoelectric Cooler Assemblies With Bi-Polar Thermostatic Control



THERMOELECTRIC COOLING UNITS FOR OUTDOOR ENCLOSURES AND KIOSKS

The AA Outdoor Cooler Series is an Air-Air Thermoelectric Assembly (TEA) that uses impingement flow to transfer heat. It offers dependable, compact performance by cooling or heating enclosures via convection. A bi-polar thermostatic controller with predetermined set points is integrated into the TEA. The unit is programmed to cool when the temperature inside the enclosure exceeds 25°C, and heat when the internal temperature drops below 10°C.

This product series has been designed to pass rigorous Telcordia test requirements conducted by our customers, such as earthquake resistance, salt fog, wind-driven rain, high temperature exposure and dust contaminants. This is due to the selection of world-class components such as brand name fans with the highest degree of environmental protection and lifetime guaranteed waterproof connectors, heavy duty anodization on the high-density heat sinks, overheat protection, and double environmental seals for the thermoelectric modules (TEMs).

FEATURES AND BENEFITS

- 200W capacity rated at $\Delta T = 0^{\circ}\text{C}$, ambient = 32°C
- Wide operating temperature range from -40°C to +55°C
- Telcordia GR-487-CORE tested and verified by customers when integrated in telecom outdoor enclosures
- Gaskets, connectors, and fans provide a NEMA 4 seal for the enclosure
- UL 60950 and UL 50 approval obtained by customers when integrated in telecom outdoor enclosures
- Environmentally friendly solid-state operation – no compressor or CFC refrigerants
- Bi-polar thermostatic control (cooling mode > 25°C / heating mode < 10°C)

APPLICATIONS

- Outdoor telecom enclosures
- Outdoor kiosks and displays
- Harsh condition electronic cabinets
- Battery cabinets

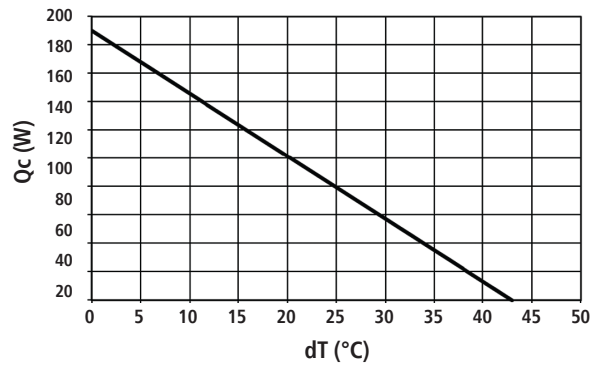
Americas: +1.888.246.9050
Europe: +46.31.704.67.57
Asia: +86.755.2714.1166

CLV-customerservice@lairdtech.com
www.lairdtech.com/thermal

AA-200-48-44-LK-XX

Outdoor Thermoelectric Cooler Assemblies With Bi-Polar Thermostatic Control

PERFORMANCE Q_c VS ΔT



SPECIFICATIONS	AA-200-48-44-LK-XX
Technical	
Technology	Thermoelectric modules, forced air, closed loop (non-mixing), filterless, non-refrigerant
Cooling at $dT = 0^\circ\text{C}$, and nominal / float voltage. ¹	193/214W (659/731 Btu/h)
Heating ²	250W (853 Btu/h)
Voltage (nominal / maximum)	48/56 VDC
Grounding (all voltages)	Positive or negative
Current draw, $\pm 10\%$ (nominal / startup)	5.6/7.2 A (48V version)
Weight	6.6 kg (14.5 lbs)
Panel mounting	Through
Fan life (L_{10} at $+40^\circ\text{C}$)	$\geq 70,000$ hours
Number of connectors	1
Connector type (on unit / mating side)	On unit: AMP part number: 350777-1, 794269, 350547-6, 794270-1 Mating side: AMP part number : 350778-1, 350550-6, 794270-1
Hi-pot testing	707 VDC
Environmental	
Temperature range ³ (external ambient)	-40°C to $+55^\circ\text{C}$ (-40°F to $+131^\circ\text{F}$)
Temperature range (internal enclosure)	-20°C to $+55^\circ\text{C}$ (-4°F to $+131^\circ\text{F}$)
Degree of protection, enclosure ⁴	NEMA 4 (IP55)
Degree of protection, unit ⁵	IP54
Sound level (1m distance)	63 dB(A)
Over-Temp Thermostat (hot and cold side heat sink)	$80^\circ\text{C} \pm 3^\circ\text{C}$
LK-81 Bi-Polar Controller	
Regulation	On / Off
Thermostatic control set point	Cooling $25^\circ\text{C} \pm 2^\circ\text{C}$, Heating $10^\circ\text{C} \pm 2^\circ\text{C}$
Hysteresis	3°C
Low voltage disconnect/reconnect (LVD/LVD-R)	50.2/51.4V ± 0.5 V (48 VDC version A)
	47.0/48.8V ± 0.5 V (48 VDC version B)

¹ Cooling capacities at nominal / float voltage are rated at external temperatures of 32°C and 46°C respectively. Float voltage is defined at 54 VDC

² Heating capacity is rated at external temperature of -40°C , nominal voltage, and $dT = -45^\circ\text{C}$.

³ Controller function shall not operate the external fan during heating mode.

⁴ The highest environmental protection level requires an external shroud and is defined as the protection level for the enclosure.

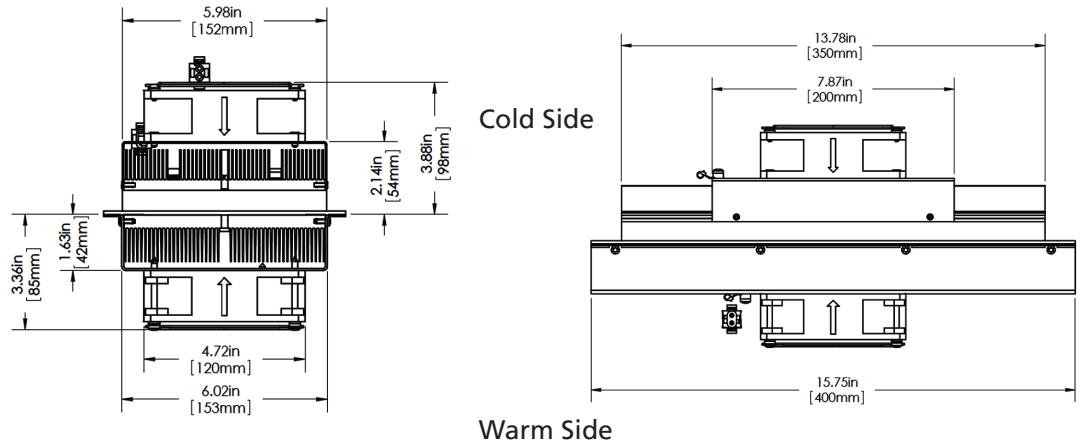
⁵ Rating for unit without protective shroud.

Note: The specified performance of any Laird Technologies cooling unit is dependent on how it is handled and incorporated into the final product. This includes elements such as the system design, insulation design, and assembly method. While Laird Technologies is able to provide general guidelines based upon our experience, it is ultimately the responsibility of the device manufacturer to validate each product and its performance for its intended use.

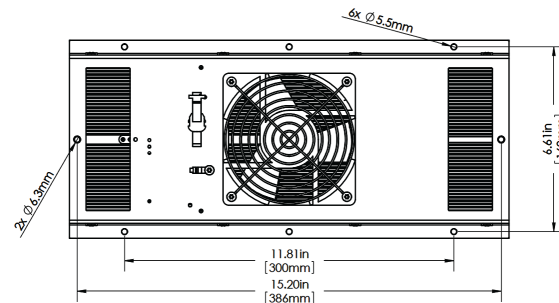
AA-200-48-44-LK-XX

Outdoor Thermoelectric Cooler Assemblies With Bi-Polar Thermostatic Control

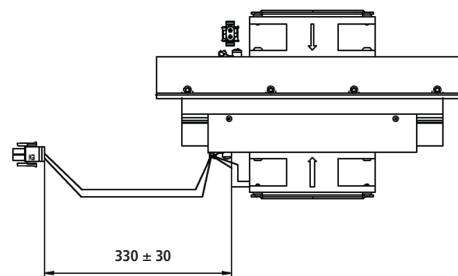
ISOMETRIC DRAWINGS



MOUNTING HOLE LOCATION



WIRING SCHEMATIC



Electrical connections

- K1 Power to Bi-Polar Controller
- P1 Positive (Red)
- P2 Negative (Black) Marked -48VDC

AA-200-48-44-LK-XX 0913

Any information furnished by Laird Technologies, Inc. and its agents is believed to be accurate and reliable. All specifications are subject to change without notice. Responsibility for the use and application of Laird Technologies materials rests with the end user, since Laird Technologies and its agents cannot be aware of all potential uses. Laird Technologies makes no warranties as to the fitness, merchantability or suitability of any Laird Technologies materials or products for any specific or general uses. Laird Technologies shall not be liable for incidental or consequential damages of any kind. All Laird Technologies products are sold pursuant to the Laird Technologies' Terms and Conditions of sale in effect from time to time, a copy of which will be furnished upon request. © Copyright 2013 Laird Technologies, Inc. All Rights Reserved. Laird, Laird Technologies, the Laird Technologies Logo, and other marks are trade marks or registered trade marks of Laird Technologies, Inc. or an affiliate company thereof. Other product or service names may be the property of third parties. Nothing herein provides a license under any Laird Technologies or any third party intellectual property rights.