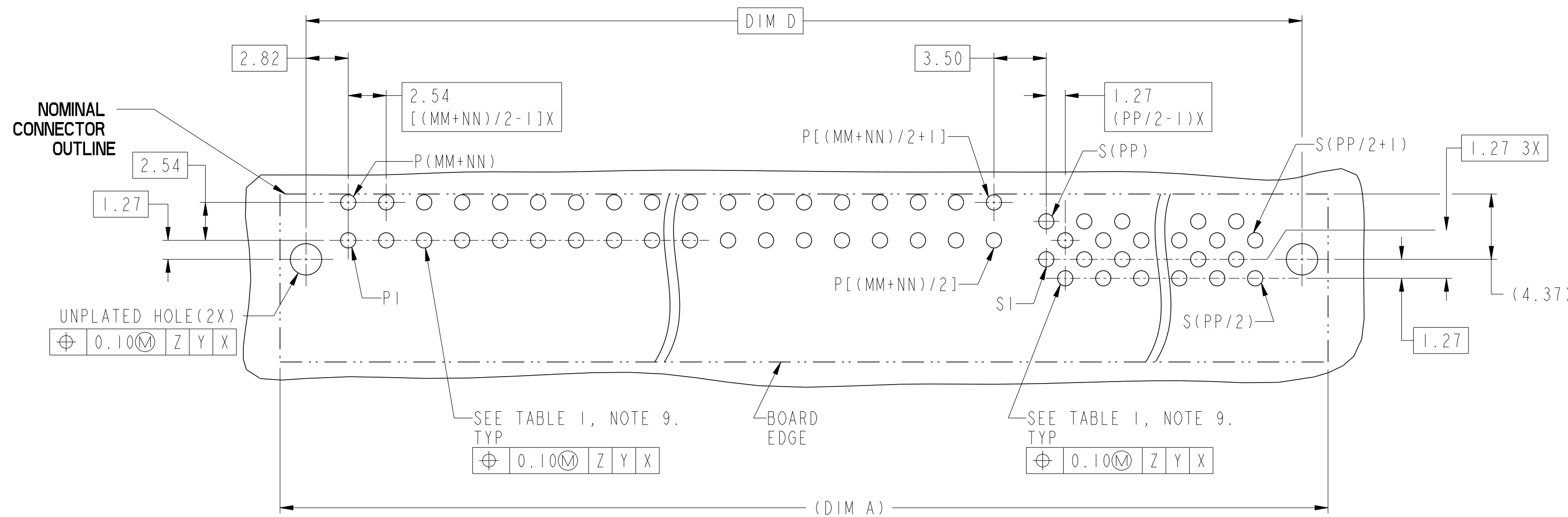


SECTION A-A
SCALE 4:1

SECTION B-B
SCALE 4:1

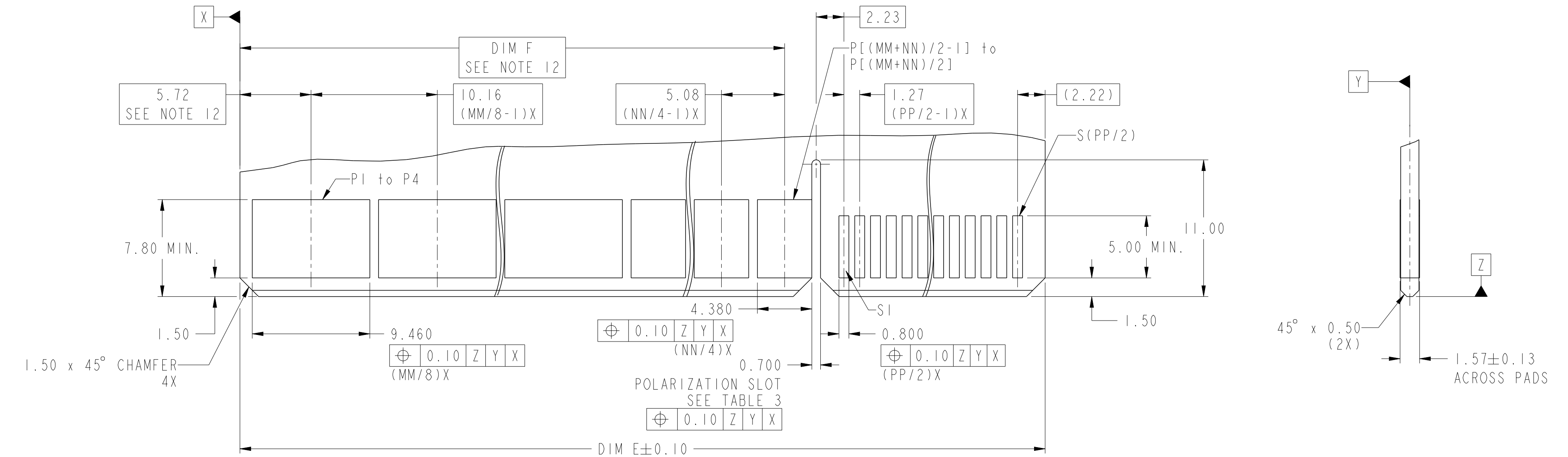
spec ref	-	dr	Wei-Long Zhang	2012/08/02	projection	MM	size	A2	scale	4:1
tolerance std	ISO 406 ISO 1101	eng	Sunny2 Liu	2016/05/06			ecn no	ELX-DG-24036-1	rel level	Released
TOLERANCES UNLESS OTHERWISE SPECIFIED		chr	Terris Liu	2016/05/20						
surface	linear	0.X	±0.3		Amphenol FCI		title	R/A RECEPTACLE		dwg no 10121510 rev B
		0.XX	±0.10		HIGH POWER CARD EDGE - UNIVERSAL					
	angular	0.XXX	±0.05							
		0	±2°							

CONTACT TYPE	TOP LAYER DESCRIPTION	TABLE 1 (HPCE / SOLDER TAILS) PLATED THROUGH-HOLE REQUIREMENTS				
		DRILLED HOLE DIAMETER	COPPER THICKNESS	TIN-LEAD THICKNESS	TIN THICKNESS	FINISHED HOLE DIAMETER
POWER & SIGNAL	TIN-LEAD	1.10-1.16 (1.15 DRILL)	0.025 - 0.050	0.005 - 0.015	--	0.94 - 1.10
	IMMERSION TIN	1.10-1.16 (1.15 DRILL)	0.025 - 0.050	--	0.9 - 1.5um	0.94 - 1.10
	COPPER (SEE NOTE 8)	1.10-1.16 (1.15 DRILL)	0.025 - 0.050	--	--	0.94 - 1.10



RECOMMENDED PCB LAYOUT

spec ref	-	dr	Wei-Long Zhang	2012/08/02	projection	MM	size	A2	scale	4:1
tolerance std	ISO 406 ISO 1101	eng	Sunny2 Liu	2016/05/06			ecn no	ELX-DG-24036-1	rel level	Released
TOLERANCES UNLESS OTHERWISE SPECIFIED		chr	Terris Liu	2016/05/20						
surface	linear	0.X	±0.3		R/A RECEPTACLE		cat. no. Product - Customer Drw	sheet 2 of 4	rev B	
		0.XX	±0.10		HIGH POWER CARD EDGE - UNIVERSAL					
	angular	0.XXX	±0.05		drg no 10121510					

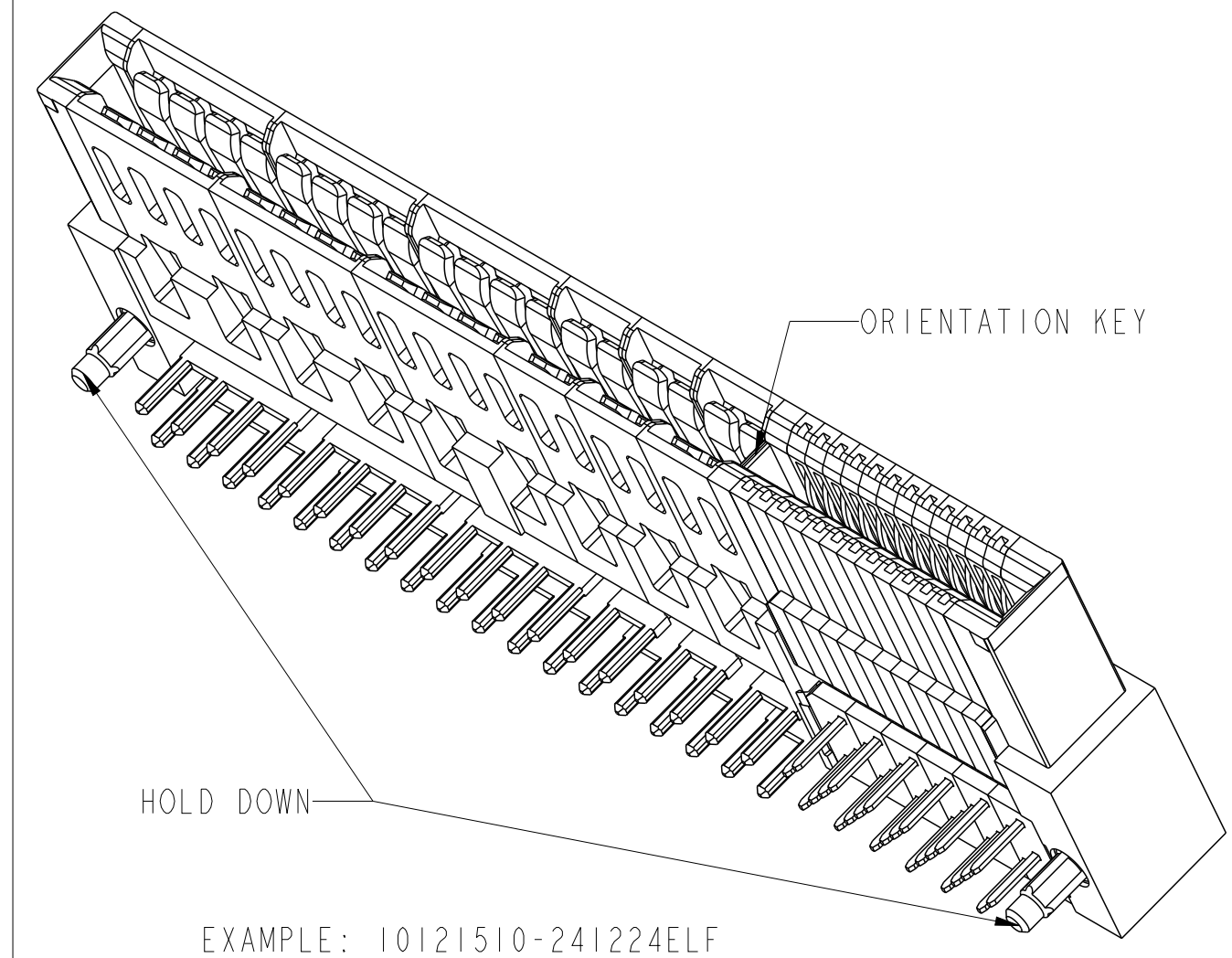
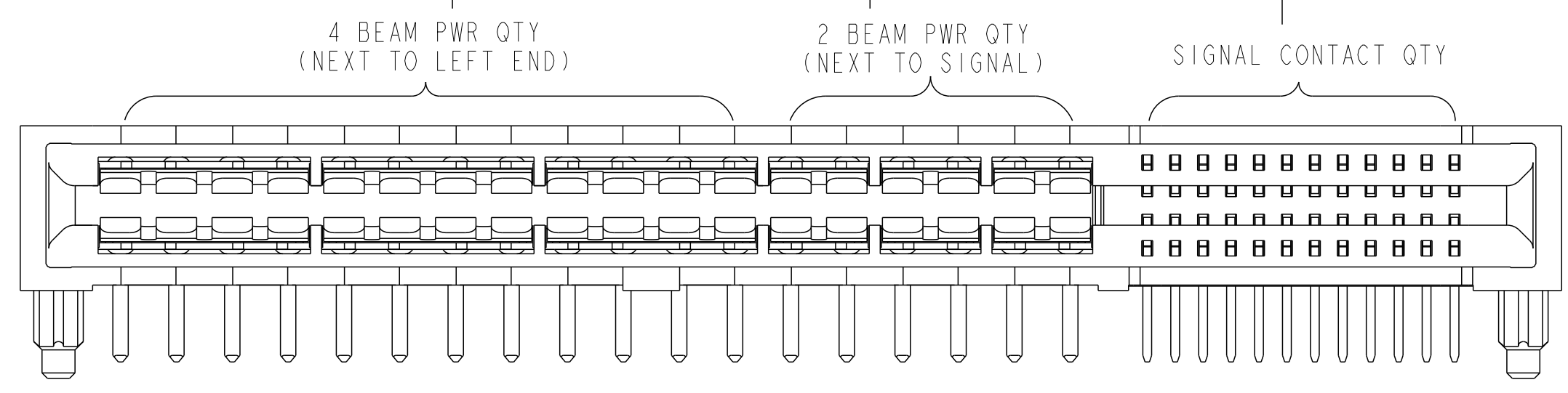


RECOMMENDED MATING BOARD FOOT PRINT

spec ref	-	dr	Wei-Long Zhang	2012/08/02	projection	MM	size	A2	scale	4:1
tolerance std	ISO 406 ISO 1101	eng	Sunny2 Liu	2016/05/06			ecn no	ELX-DG-24036-1		
TOLERANCES UNLESS OTHERWISE SPECIFIED		chr	Terris Liu	2016/05/20				rel level	Released	
surface	ISO 1302	appr	Pei-Ming Zheng	2016/05/24	product family	R/A RECEPTACLE		div no	10121510	
	linear	0.X ±0.3		Amphenol FCI		HIGH POWER CARD EDGE - UNIVERSAL		rev	B	
		0.XX ±0.10		cat. no.		Product - Customer Drw		sheet 3 of 4		
	angular	0° ±2°		PDS: Rev :B		STATUS:Released		Printed: May 24, 2016		

10121510 - MM NN PP LF LEAD FREE

	A	B	C	D	E	F	G	H
Tail Length(DIM T)	2.6	2.6	2.6	2.6	3.25	3.25	3.25	3.25
Orientation Key	Y	N	N	Y	Y	N	N	Y
Hold Down Option	Y	Y	N	N	Y	Y	N	N



Example: The Configuration above is 10121510-241224ELF
 R/A RECEPTACLE 36P24S with Orientation Key and Hold Down.
 24P is 4 beam contacts, 12P is 2 beam contacts.

TABLE 3: PART NUMBER CODE FOR HPCE R/A RECEPTACLE P+S CONFIG

Amphenol FCI

NOTES:

- CONNECTOR MATERIALS:
 HOUSING: HIGH TEMPERATURE THERMAL PLASTIC, BLACK
 UL 94V-0 COMPLIANT
 CONTACTS: HIGH PERFORMANCE COPPER ALLOY.
- CONTACT FINISH REF. GS-12-604 SECTION 5.2.
- PRODUCT SPECIFICATION: GS-12-604.
- APPLICATION SPECIFICATION: GS-20-128.
- PRODUCT MARKING ON HOUSING IN AREA SHOWN MEETS AFCI SPECIFICATION: GS-24-007.
- PACKAGING MEETS FCI SPECIFICATION GS-14-937.
- HOUSING COMPONENT WILL WITHSTAND EXPOSURE TO 260°C PEAK TEMPERATURE FOR 60 SECONDS IN A CONVECTION, INFRA-RED, OR VAPOR PHASE REFLOW OVEN.
- COPPER PLATING THICKNESS IN CENTER OF VIA-HOLE CAN BE NO MORE THAN 0.003 LESS THAN OTHER AREAS.
- ALL HOLE SIZES ARE FINISHED HOLE SIZES.
- MOUNTING HOLES ARE UNPLATED
 \varnothing 2.18 +/- 0.03 FOR SOLDER TAILS
- MAXIMUM OVERALL LENGTH IS 100mm.
- DIM IS NOT APPLICABLE IF NO 4 BEAM CONTACT OR 2 BEAM CONTACT.
- A SYMBOL $\triangle B$ WILL BE NEXT TO ANY DIMENSION, VIEW, OR NOTE WHICH HAS BEEN MODIFIED WITH THE CURRENT DRAWING REVISION.

TABLE 2: LENGTH FORMULAS

DIM A $\textcircled{1}$	$(MM + NN) / 2 \times 2.54 + (PP / 2) \times 1.27 + 9.12$
DIM B	DIM A - 5.00
DIM C	DIM A - 2.34
DIM D	DIM A - 3.48
DIM E	DIM A - 5.30
DIM F $\textcircled{2}$	$(MM / 8 - 1) \times 10.16 + (NN / 4 - 1) \times 5.08 + 13.34$ (WITH 4 BEAM CONTACT) $(NN / 4 - 1) \times 5.08 + 3.18$ (WITHOUT 4 BEAM CONTACT)
DIM T	2.6 or 3.25

spec ref	-	dr	Wei-Long Zhang	2012/08/02	projection	MM	size	A2	scale	4:1
tolerance std	ISO 406 ISO 1101	eng	Sunny2 Liu	2016/05/06			ecn no	ELX-DG-24036-1	rel level	Released
TOLERANCES UNLESS OTHERWISE SPECIFIED		chr	Terris Liu	2016/05/20						
surface	linear	0.X	±0.3		R/A RECEPTACLE		title HIGH POWER CARD EDGE - UNIVERSAL cat. no.	drwg no 10121510	rev B	
		0.XX	±0.10		HIGH POWER CARD EDGE - UNIVERSAL					
	angular	0.XXX	±0.05							
		0°	±2°							

© 2016 AFCI