

C&K CA Series Illuminated Power Rocker Switches

Features/Benefits



- 15 AMPS @ 125 V AC
- Illuminated actuator
- Various actuator styles

Typical Applications

- *Power outlet strips*
- *Appliances*
- *Boating address systems*



Specifications

CONTACT RATING: 15 AMPS @ 125 V AC; 10 AMPS
@ 250 V AC; 1/4 HP @ 125 V AC or 250 V AC  

ELECTRICAL LIFE: 10,000 make-and-break cycles at full load.

LAMP LIFE: 25,000 hours typ.

INSULATION RESISTANCE: $10^9 \Omega \text{ min.}$

DIELECTRIC STRENGTH: 1,000 Vrms min. @ sea level.

Materials

HOUSING: 6/6 nylon (UL 94V-2), black.

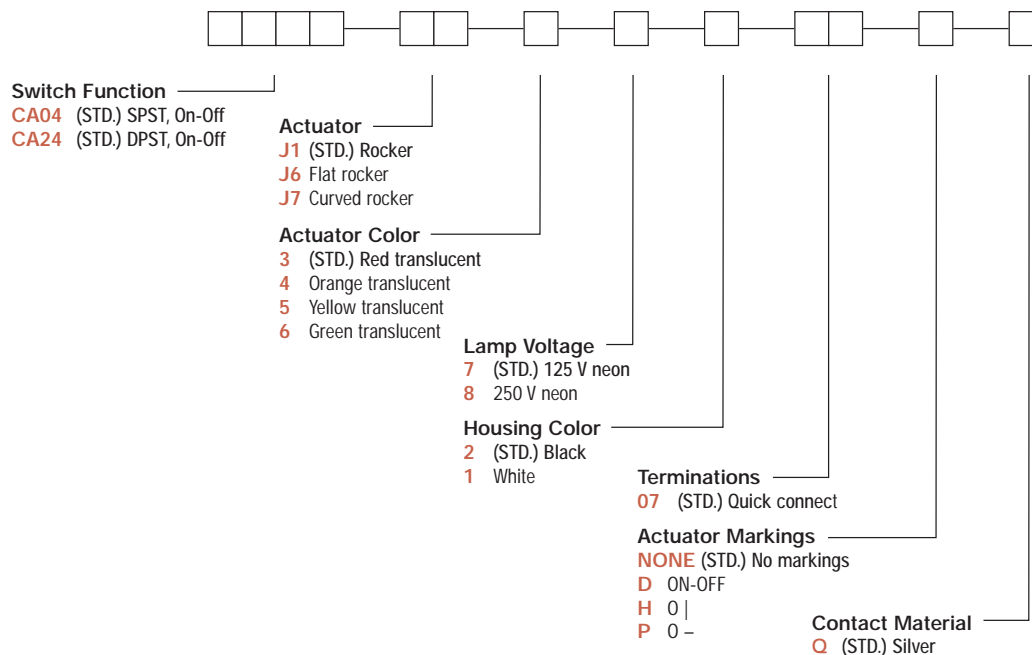
ACTUATOR: Polycarbonate (UL 94V-2), red.

CONTACTS: Coin silver, silver plated.

NOTE: Specifications and materials listed above are for switches with standard options. For information on specific and custom switches, consult Customer Service Center.

Build-A-Switch

To order, simply select desired option from each category and place in the appropriate box. Available options are shown and described on pages G-76 thru G-78. For additional options not shown in catalog, consult Customer Service Center.



Rocker



C&K CA Series Illuminated Power Rocker Switches

SWITCH FUNCTION



NO. POLES	MODEL NO.	SWITCH FUNCTION		CONNECTED TERMINALS		SCHEMATIC
		POS. 1	POS. 2	POS. 1	POS. 2	
SP	CA04 (STD.)	ON	OFF	1-1A	OPEN	<p>SPST</p>
<p>SPST</p> <p>Part number shown: CA04J137207Q</p>						
DP	CA24 (STD.)	ON	OFF	1-1A, 2-2A	OPEN	<p>DPST</p>
<p>DPST</p> <p>Part number shown: CA24J137207Q</p>						

See CONTACT MATERIAL section, page G-78, for complete contact ratings and agency approvals.
Contacts make on side opposite actuator thrown.

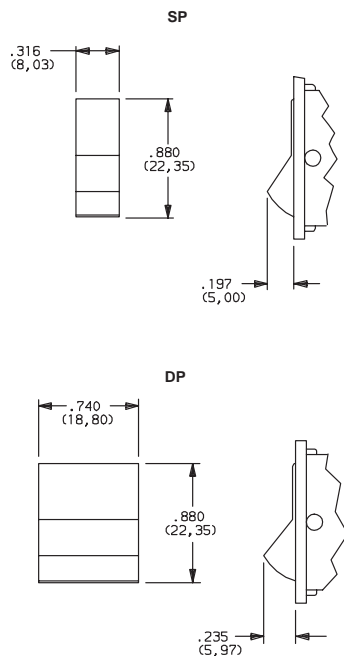
All models with all options.

C&K CA Series Illuminated Power Rocker Switches

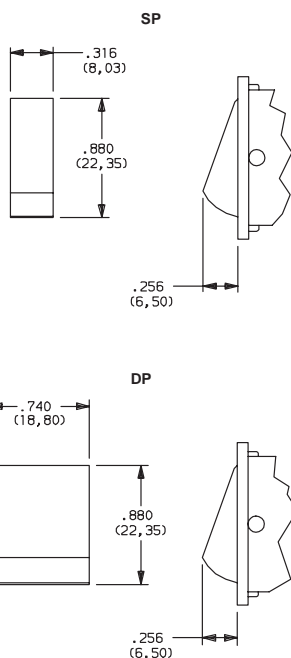
ACTUATOR



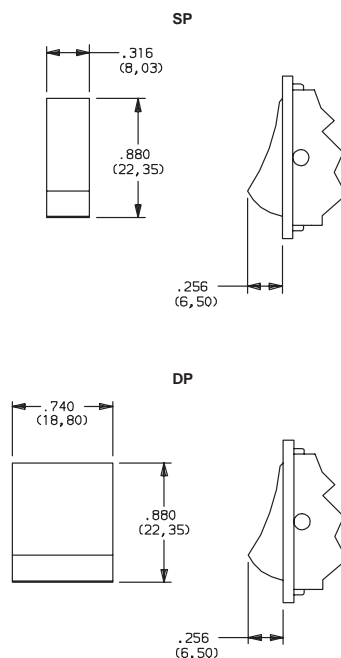
J1 (STD.) ROCKER



J6 FLAT ROCKER



J7 CURVED ROCKER



ACTUATOR COLOR



OPTION CODE	ACTUATOR COLOR
3	(STD.) RED TRANSLUCENT
4	ORANGE
5	YELLOW
6	GREEN

NOTE: Special colors available, consult Customer Service Center.

NEON LAMP VOLTAGE



- 7 (STD.) 125 V NEON
- 8 250 V NEON

HOUSING COLOR



OPTION CODE	HOUSING COLOR
2	(STD.) BLACK
1	WHITE

NOTE: Housing frame finish: matte. Special colors available, consult Customer Service Center.



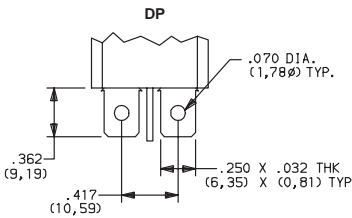
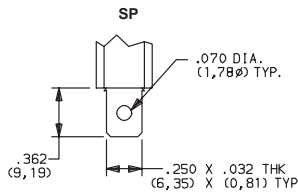
Third Angle Projection
Dimensions are shown: IN (mm)
Dimensions subject to change



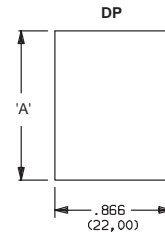
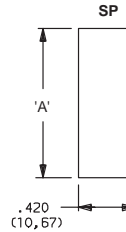
C&K CA Series Illuminated Power Rocker Switches

TERMINATIONS

07 (STD.) QUICK CONNECT



PANEL MOUNTING



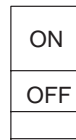
PANEL THICKNESS	DIM 'A'
.059-.078 (1,50) (2,00)	1.102 (28,00)
.078-.118 (2,00) (3,00)	1.110 (28,20)
.118-.177 (3,00) (4,50)	1.126 (28,60)

ACTUATOR MARKINGS

NONE (STD.) NO MARKING



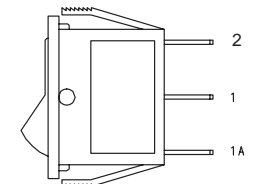
D ON-OFF



H O I



P O -



Marking color white, standard for all actuator colors except yellow. Marking color black, standard for yellow actuators. Consult Customer Service Center for other available markings and colors.

NOTE: Orientation of actuator markings and terminals

CONTACT MATERIAL

OPTION CODE	CONTACT & TERMINAL MATERIAL	RATINGS	
Q (STD.)	SILVER ¹	POWER	15 AMPS @ 125 V AC; 10 AMPS @ 250 V AC; 1/4 HP @ 125 V AC or 250 V AC (UL/CSA).

CONTACT MATERIAL/APPLICATION RECOMMENDATIONS - SEE SECTION N.

¹ CONTACTS: Coin silver, silver plated.
TERMINALS: Copper, silver plated.

All models with all options.