

# GS Series Sealed Ultraminiature Slide Switches

## Features/Benefits

- Ultraminiature design saves PCB space
- Sealed construction, process compatible with most PCB wash processes
- Available in thru-hole and surface mount
- Long life contact design
- RoHS compliant

## Typical Applications

- Computer peripherals & network products
- Test & measurement equipment
- Telephone & cable modems



## Specifications

CONTACT RATING: 0.4 VA max. @ 20 V AC or DC max.  
 MECHANICAL & ELECTRICAL LIFE: 40,000 make-and-break cycles at full load.  
 CONTACT RESISTANCE: Below 50 m Ω typ. initial @ 2-4 V DC, 100 mA.  
 INSULATION RESISTANCE: 10<sup>9</sup> Ω min.  
 DIELECTRIC STRENGTH: 500 Vrms min. @ sea level.  
 STORAGE & OPERATING TEMPERATURE: -40°C to 85°C.  
 SOLDERABILITY: Per MIL-STD-202F method 208D, or EIA RS-186E method 9 (1 hour steam aging).  
 PACKAGING: Switches available in embossed anti-static tape and reels per EIA 481A. Some models available on embossed anti-static tape and reels per EIA 481-3, consult Customer Service Center.

## Materials

HOUSING & BASE: Glass filled 4/6, flame retardant, heat stabilized (UL 94V-0).  
 ACTUATOR: Polyetherimide PEI (UL 94V-0), with standard internal seal.  
 SWITCH SUPPORT: Brass, matte-tin plated.  
 MOVABLE CONTACT: Copper with gold plate over nickel plate.  
 STATIONARY CONTACTS: Copper alloy, with gold plate over nickel plate.  
 TERMINALS: Copper alloy, with gold plate over nickel plate.  
 TERMINAL SEAL: Epoxy. All terminals insert molded.

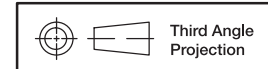
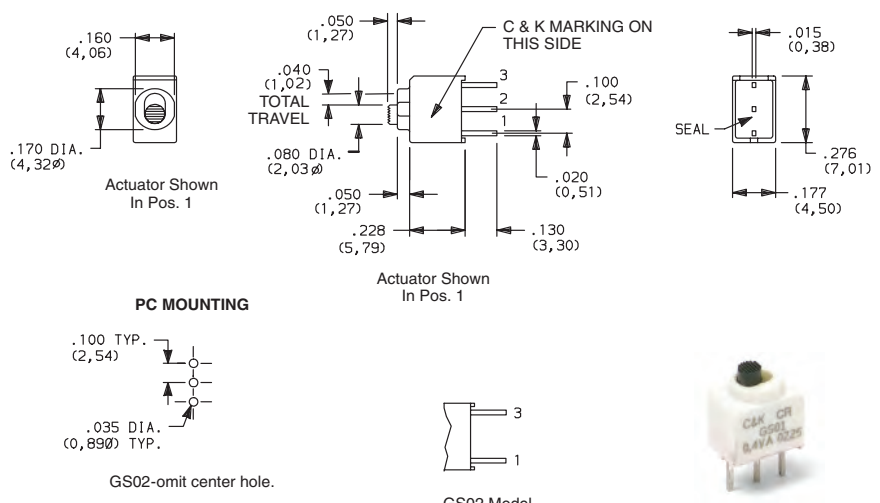
**NOTE:** All models are RoHS compliant and compatible with all options.

**NOTE:** Specifications and materials listed above are for switches with standard options. For information on specific and custom switches, consult Customer Service Center.

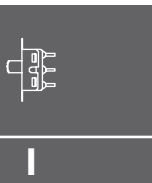
## How To Order

Complete part numbers for GS Series Sealed Ultraminiature Slide Switches are shown below and on page I-18.

PART NUMBER	SWITCH FUNCTION		SCHEMATIC
	POS. 1	POS. 2	
<b>GS01MCBE</b>	ON	ON	 1 ● 2 (COMM) ● 3 SPDT
Conn. Terms.	2-1	2-3	
<b>GS02MCBE</b>	OFF	ON	 1 ● 3 SPST
Conn. Terms.	OPEN	3-1	
<b>GS04MCBE</b>	ON	OFF	 1 ● 3 SPST
Conn. Terms.	1-3	OPEN	

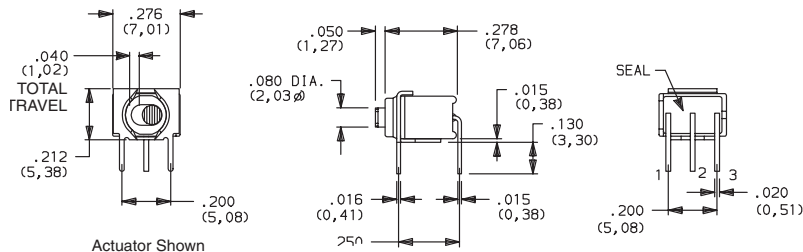


Dimensions are shown: Inches (mm)  
 Specifications and dimensions subject to change



Slide

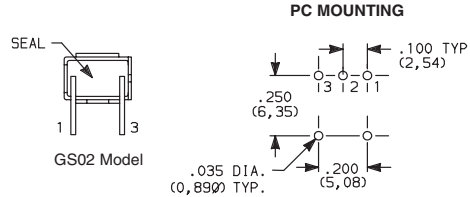
# GS Series Sealed Ultraminiature Slide Switches



Actuator Shown  
in Pos. 1

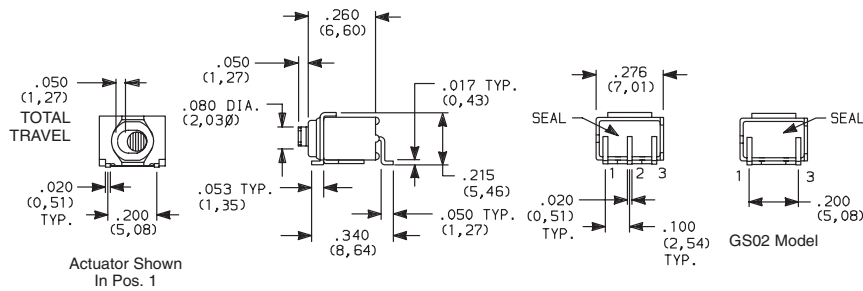


**GS01MABE**  
Horizontal Actuation  
**SPDT**



GS02 Model

PART NUMBER	SWITCH FUNCTION		SCHEMATIC
	POS.1	POS. 2	
<b>GS01MABE</b>	ON	ON	
Conn. Terms.	2-1	2-3	SPDT
<b>GS02MABE</b>	OFF	ON	
Conn. Terms.	OPEN	3-1	SPST
<b>GS04MABE</b>	ON	OFF	
Conn. Terms.	1-3	OPEN	SPST

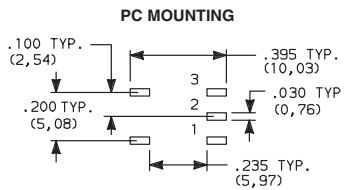


Actuator Shown  
In Pos. 1

**SMT**



**GS01MSABE**  
Horizontal Actuation  
**SPDT**



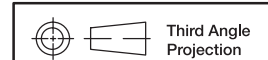
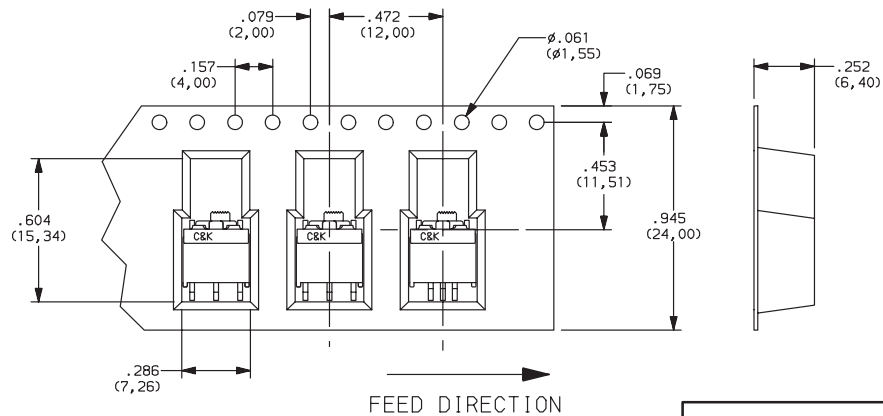
GS02 Model

PART NUMBER	SWITCH FUNCTION		SCHEMATIC
	POS.1	POS. 2	
<b>GS01MSABE</b>	ON	ON	
Conn. Terms.	2-1	2-3	SPDT
<b>GS02MSABE</b>	OFF	ON	
Conn. Terms.	OPEN	3-1	SPST
<b>GS04MSABE</b>	ON	OFF	
Conn. Terms.	1-3	OPEN	SPST

## TAPE & REEL

FOR PART NUMBERS GS01MSABE, GS02MSABE, GS04MSABE

REEL INFORMATION	
OUTSIDE DIAMETER	13.00 (330,0)
PILOT HOLE	.512 (13,0)
QUANTITY PER REEL	600



Dimensions are shown: Inch (mm)  
Specifications and dimensions subject to change

