

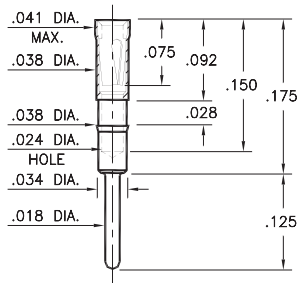
# PIN RECEPTACLES

**FOR .015" - .018" DIAMETER PINS (#09 CONTACT)  
FOR .015" - .020" DIAMETER PINS (#11 CONTACT)  
AND .015" - .022" DIAMETER PINS (#21 CONTACT)**

## 0467

**0467-0-15-XX-21-XX-04-0**

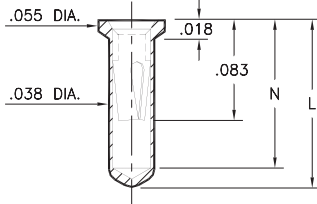
Press-fit in .037 mounting hole



## 0552

**0552-X-15-XX-X1-XX-10-0**

Solder mount in .040 min. mounting hole  
Also available on 16mm wide carrier tape:  
1,500 parts per 13" reel  
See page 194.1 for Tape & Reel details

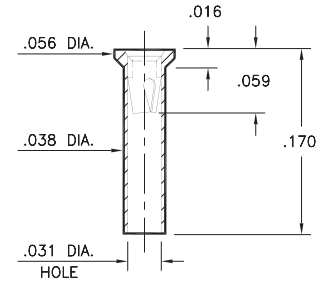


Basic Part Number	Length L	Depth N
<b>0552-1</b>	.136	.120
<b>0552-2</b>	.170	.150

## 5522

**5522-0-15-XX-09-XX-10-0**

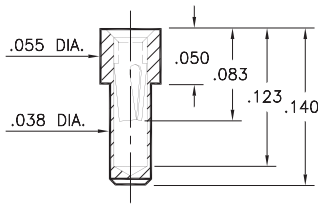
Solder mount in .040 min. mounting hole



## 0569

**0569-0-15-XX-X1-XX-10-0**

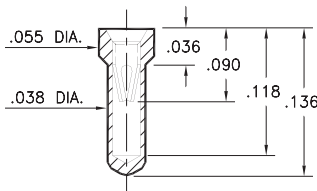
Solder mount in .040 min. mounting hole  
Also available on 16mm wide carrier tape:  
2,000 parts per 13" reel  
See page 194.1 for Tape & Reel details



## 6023

**6023-0-15-XX-21-XX-10-0**

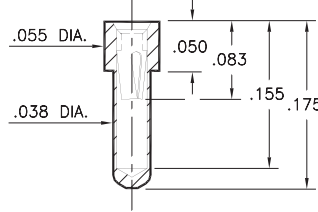
Solder mount in .040 min. mounting hole



## 6214

**6214-0-15-XX-21-XX-10-0**

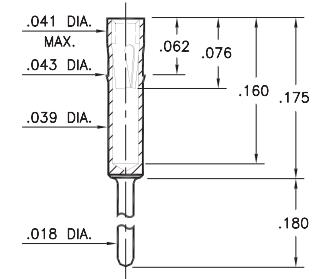
Solder mount in .040 min. mounting hole



## 2086

**2086-0-15-XX-21-XX-04-0**

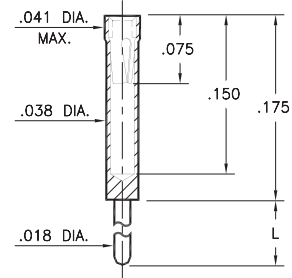
Press-fit in .040 mounting hole



## 0461

**0461-X-15-XX-X1-XX-04-0**

Solder mount in .020 min. mounting hole

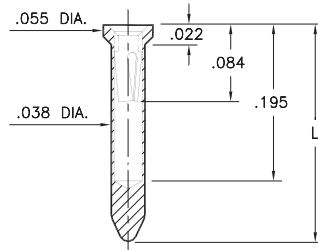


Basic Part Number	Length L
<b>0461-0</b>	.400
<b>0461-1</b>	.275
<b>0461-2</b>	.180
<b>0461-3</b>	.125
<b>0461-4</b>	.060
<b>0461-5</b>	.440

## 8579

**8579-X-15-XX-X1-XX-10-0**

Solder mount in .040 min. mounting hole  
Also available on 24mm wide carrier tape  
See chart for details  
See page 194.1 for Tape & Reel details



Basic Part Number	Length L
<b>8579-0</b>	.234
<b>8579-1</b>	.295

### T&R Packaging

Basic Part Number	Tape Width	Parts per 13" Reel
<b>8579-0</b>	24mm	1,200
<b>8579-1</b>	24mm	1,000

### SPECIFICATIONS:

**Shell Material:** Brass Alloy 360, 1/2 Hard

**Contact Material:** Beryllium Copper Alloy 172, HT

**Dimensions:** Inches

**Tolerances On:** Lengths: ±.005

Diameters: ±.002

Angles: ±2°



**ORDER CODE: XXXX - X - XX - XX - XX - XX - XX - 0**

**BASIC PART #**

**SPECIFY SHELL FINISH:**

- 01 200 μ" TIN/LEAD OVER NICKEL
- ◆ 80 200 μ" TIN OVER NICKEL (RoHS)
- ◆ 15 10 μ" GOLD OVER NICKEL (RoHS)

**SPECIFY CONTACT FINISH:**

- 02 100 μ" TIN/LEAD OVER NICKEL
- ◆ 84 100 μ" TIN OVER NICKEL (RoHS)
- ◆ 27 30 μ" GOLD OVER NICKEL (RoHS)

**SELECT CONTACT:**

**#09, #11 or #21 CONTACT (DATA ON PAGES 250 & 251)**  
(For alternate contact choices, see group A on page 248)

