

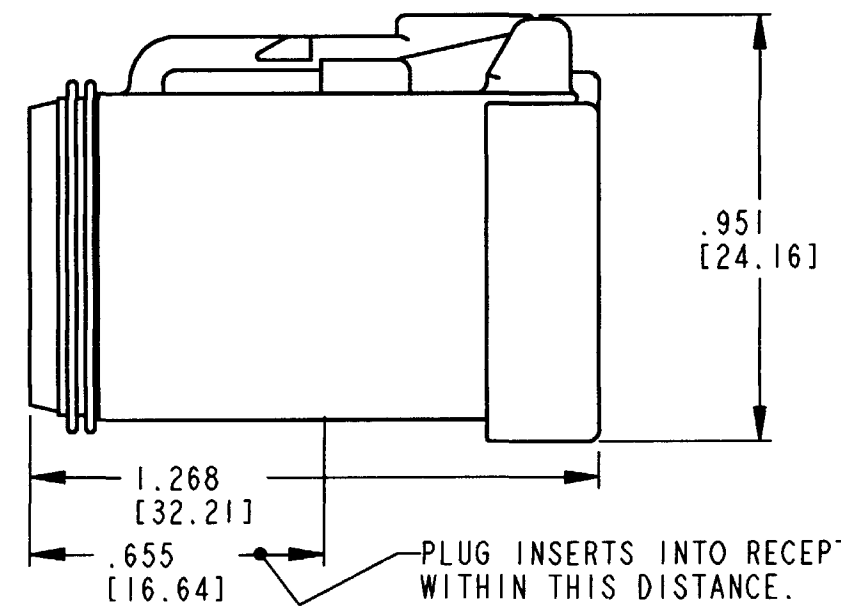
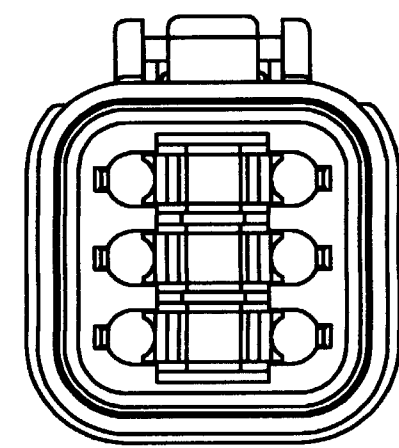


REV
A DT06-6S-EP06

REVISIONS			
SYM	DESCRIPTION	DATE	APPROVED
NC	NEW RELEASE PER E.O. P15223	2-17-97	R.R.
A	REVISED PER E.O. P15827	12-31-98	RDR



CONTACT SIZE	MIN. INSUL. O.D.	MAX. INSUL. O.D.	WIRE RANGE
16	.088 [2.23]	.145 [3.68]	14-18 AWG [2.0-0.75mm ²]

- NOTES:
- DIMENSIONS ARE IN INCHES [METRIC].
 - DIMENSION TOLERANCE: ±.025 [0.63].
 - WEDGE LOCK W6S-P012 SOLD SEPARATELY.
 - FOR CONTACT AND WIRE PERFORMANCE AND APPLICATION CHARACTERISTICS SEE ENVELOPE DRAWING 0425-015-0000 AND 0425-017-0000.
 - THIS PLUG MATES WITH DT04-6P-E005, DT13-6P-E004, DT15-6P-E004 RECEPTACLE.

SIGNATURE & DATE	
DR	H. TRAN JAN-15-96
CHK	<i>S. Reed</i> 12-4-98
PE	<i>William Tomar</i> NOV-11-98
APPD	<i>R. Reed</i> 12-31-98
SCALE	WT

6 WAY PLUG
WITH END CAP
COLOR: BLACK
DT SERIES

ENVELOPE

CP	MATL. CODE
The Deutsch Company DEUTSCH I.P.D. 3850 INDUSTRIAL AVE. HEMET, CALIF. 92545	
B	DT06-6S-EP06
DWG SIZE	CODE 11139 SHEET OF